

THE MEXICO EQUITY AND INCOME FUND, INC.

Semi-Annual Report
January 31, 2026



Revolution Monument, Mexico City. Source: CANVA.

MXE
LISTED
NYSE

THE MEXICO EQUITY AND INCOME FUND, INC.

Semi-Annual Report Table of Contents

1	Letter to Stakeholders
8	Relevant Economic Information
10	Allocation of Portfolio Assets
11	Schedule of Investments
14	Statement of Assets & Liabilities
15	Statement of Operations
16	Statements of Changes in Net Assets
17	Financial Highlights
18	Notes to Financial Statements
42	Additional Information
44	Dividends and Distributions
46	Results of Annual Stockholders Meeting
47	Privacy Policy
49	Management of the Fund

The Mexico Equity and Income Fund, Inc. (“The Fund”) Semi-Annual Report, ending January 31, 2026

Dear Shareholders,

We are pleased to present the semi-annual update of The Mexico Equity and Income Fund, Inc. (MXE) as of January 31, 2026.

Fund Performance

MXE delivered strong absolute returns across key periods. Net Asset Value (NAV) increased 6.93% in January, 22.27% over the fiscal six-month period ended January 31, 2026, and 44.08% over the past twelve months in U.S. dollar terms. These results reflect the Investment Adviser’s disciplined bottom-up stock selection and active portfolio management.

The Fund’s common share market price appreciated 62.65% over the same twelve-month period, outperforming NAV and reflecting improved market sentiment and increased investor demand for exposure to Mexican equities.

Relative Performance Context

While the Fund delivered strong absolute returns, relative performance versus the MSCI Mexico Index was impacted by the Fund’s active investment approach and structural differences relative to a highly concentrated benchmark. The Index’s significant exposure to a limited number of large-cap constituents and sectors—particularly those linked to commodity cycles—created a short-term headwind for diversified, fundamentally selected portfolios.

During the period, global markets were influenced by elevated geopolitical uncertainty, including ongoing trade tensions and policy-related uncertainties across global markets, which contributed to periods of volatility and rapid sector rotations. These dynamics tended to favor benchmark concentration in certain large-cap segments.

In this environment, the Investment Adviser maintained a disciplined approach, prioritizing risk management and selectively reinforcing positions in high-conviction investments where valuations remained attractive. Periods of market volatility were used to reposition the portfolio in a measured manner, consistent with our long-term investment philosophy.

Final Remarks


Looking ahead, we maintain a positive medium-term outlook for Mexican equities. Mexico’s strategic role within North American supply chains, resilient corporate fundamentals, and the long-term framework provided by the USMCA trade agreement continue to support a favorable investment environment.

THE MEXICO EQUITY AND INCOME FUND, INC. (Unaudited)

We appreciate your continued trust and remain available to address any questions regarding your investment.

Respectfully submitted,

Pichardo Asset Management, S.A. de C.V.
Investment Adviser

A handwritten signature in black ink, appearing to read 'E. Pichardo Solís', with a long horizontal flourish underneath.

María Eugenia Pichardo Solís
Chief Executive Officer &
Chief Investment Officer


A handwritten signature in black ink, appearing to read 'David Estévez', with a large, stylized flourish underneath.


David Estévez
Portfolio Manager & Analyst

Exhibits

Short & Long-Term Performance

As of January 31, 2026.

	Performance	January 2026	6-Months	One-Year	Total Annual Average US Dollar Return, with Dividends Reinvested		
					For the Periods ended January 31, 2026.		
					Three-Years	Five-Years	Ten-Years
MXE NAV Total Return in USD (a)	6.93%	22.27%	44.08%	7.89%	9.10%	3.52%	
MXE Total Investment Return Market Value	7.27%	26.83%	62.65%	12.75%	9.76%	3.52%	
MSCI-Mexico Index Total Return (b)	9.65%	31.26%	65.87%	15.12%	17.66%	8.24%	
MEXBOL Index Total Return	8.77%	29.16%	61.53%	14.04%	16.72%	7.74%	
Excess Return (basis points) (a-b)	-272	-899	-2,179	-723	-856	-472	

	Performance	January 2026	6-Months	One-Year	Total Annual Average Mx Peso Return, with Dividends Reinvested		
					For the Periods ended January 31, 2026.		
					Three-Years	Five-Years	Ten-Years
MXE NAV Total Return in Mx (a)	3.41%	13.28%	22.44%	5.17%	5.73%	3.10%	
MXE Total Investment Return Market Value	3.74%	17.50%	38.22%	9.91%	6.37%	3.10%	
MSCI-Mexico Index Total Return (b)	6.04%	21.61%	40.96%	12.22%	14.03%	7.79%	
MEXBOL Index Total Return	5.18%	19.66%	37.27%	11.17%	13.12%	7.30%	
Excess Return (basis points) (a-b)	-263	-833	-1,852	-705	-830	-469	
MXN Appreciation/Depreciation vs 1 USD	3.14%	8.11%	18.43%	2.56%	3.34%	0.37%	

MXE Supplemental Data/Ratios	6-Months	For the Fiscal Year ended July 31				
		2025	2024	2023	2022*	2021
Net Asset Value, end of period	15.90	13.21	13.08	14.90	10.42	14.43
Per Share Market Value, end of period	13.28	10.67	9.59	10.70	7.88	12.37
Premium/Discount of Common Share Market Price to NAV	-16.48%	-19.23%	-26.68%	-28.19%	-24.38%	-14.28%
Net Assets, end of period in USD (000's)	\$69,945	\$58,129	\$57,563	\$65,556	\$45,870	\$25,770
Ratio of Expenses to Average Net Assets	1.97%	2.15%	1.91%	2.13%	2.32%	3.89%
MXE Total Investment MX Pesos Return based on Market Value	26.83%	15.24%	-7.98%	35.79%	-36.30%	53.09%
MXN Appreciation/Depreciation vs 1 USD	8.11%	8.02%	-10.06%	21.64%	-2.45%	12.13%

Source: Bloomberg; US Bancorp. Data as of January 31, 2026, unless otherwise specified.

THE MEXICO EQUITY AND INCOME FUND, INC. (Unaudited)

* On October 12, 2021, the fund announced the results of its Opportunistic Rights Offering 146% of outstanding shares at a subscription price of US \$8.90 per common stock.

Performance data represents past performance; past performance does not guarantee future results.

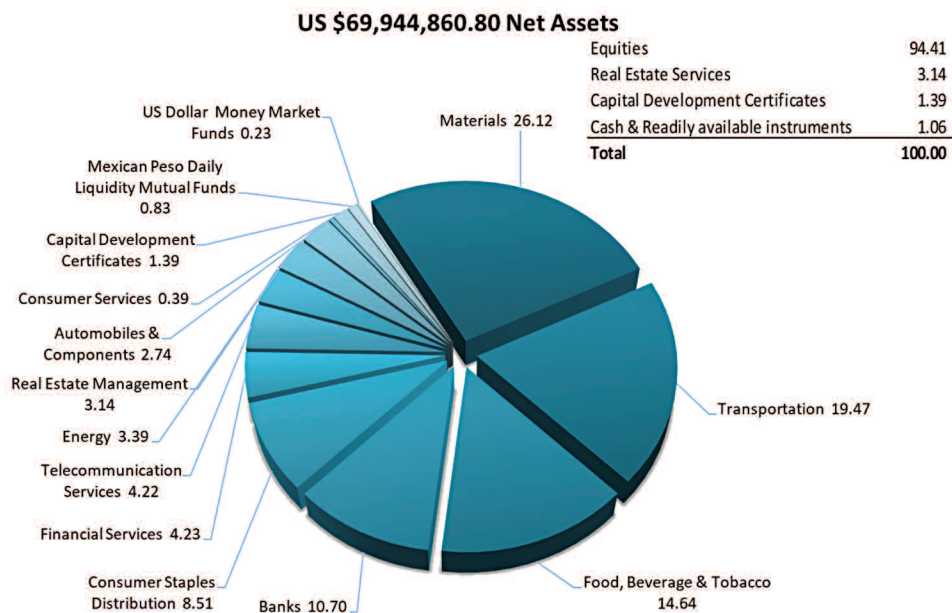
The investment return and principal value of an investment will fluctuate so that the investor's shares, when sold, may be worth more or less than their original cost.

Performance data to the most recent month end may be obtained by consulting the Fund's web page: www.mxefund.com.

The Fund's shares have traded in the market above (at a premium), at, and below (at a discount) the net asset value per share (NAV) since the commencement of the Fund's operations. Generally, shares of closed-end investment companies, including those of the Fund, trade at a discount from NAV.

Schedule of Investments

As of January 31, 2026.



Source: PAM & Bloomberg.

DISCLAIMER

The Mexico Equity and Income Fund, Inc. (“the Fund”) maintains a long-term capital appreciation investment objective through investments in securities, primarily equity, listed on the Mexican Stock Exchange. The Fund provides a vehicle to investors who wish to invest in Mexican companies through a managed non-diversified portfolio as part of their overall investment program.

Fund holdings and sector allocations are subject to change at any time and should not be considered a recommendation to buy or sell any security. Please see the Schedule of Investments in this report for a complete list of fund holdings. The information and views provided herein represent the opinion of Pichardo Asset Management, not the Fund’s Board of Directors, and it does not intend to be a forecast of future events, a guarantee of future results, or investment advice. This report contains certain forward-looking statements about factors that may affect the performance of the Fund in the future.

Management believes these forward-looking statements to be reasonable, although they are inherently uncertain and difficult to predict.

Investors must carefully consider the Fund’s investment objectives, risks, charges, expenses and restrictions. The prospectus contains this and other important information about the investment company, which may be obtained by calling ULTIMUS Fund Solutions 631-323-6160. Read it carefully before investing.

All investments involve risk. Principal loss is possible. Investing in equities in Emerging markets involves additional risks such as currency fluctuations, currency devaluations, price volatility, social and economic instability, differing securities regulations and accounting standards, limited publicly available information, changes in taxation, periods of illiquidity, and other factors. These risks are more significant in emerging markets. Stocks of small-and-mid-capitalization companies involve greater volatility and less liquidity than larger-capitalization companies.

Investment in Mexican securities involves special considerations and risks that are not generally associated with investments in U.S. securities, including (1) relatively higher price volatility, lower liquidity, and the small market capitalization of Mexican securities markets; (2) currency fluctuations and the cost of converting Mexican pesos into U.S. dollars; (3) restrictions on foreign investment; (4) political, economic and social risks and uncertainties (5) higher rates of inflation and interest rates than in the United States. In addition, Mexican equity investments are in Mexican pesos. As a result, the Portfolio Securities must increase in market value at a rate over the rate of any decline in the peso’s value against the U.S. dollar to avoid a reduction in their equivalent U.S. dollar value.

The Fund may have a higher turnover rate, resulting in higher transaction costs and higher tax liability, which may affect returns.

Pichardo Asset Management, S.A. de C.V., Asesores en Inversiones Independientes (the “Advisor”), is registered in the Registry of Investment Advisors maintained by the Comisión Nacional Bancaria y de Valores (“CNBV”) under registration number 30018-001-(5365)-18/12/2015. Such registration does not imply adherence to specific performance standards nor guarantee the accuracy or completeness of the information provided. CNBV supervises certain regulated activities but does not oversee all services provided by the Advisor.

Pichardo Asset Management, S.A. de C.V. is also registered as an investment adviser with the U.S. Securities and Exchange Commission under the Investment Advisers Act of 1940 (File No. 801-62108). Registration with the SEC does not imply a certain level of skill or training.

Definitions

- The stock's net asset value (NAV) is the value of a fund's assets minus its liabilities. The term "net asset value" is commonly used concerning closed-end funds to determine the value of the assets held.
- The market price of the ordinary share of a closed-end fund is determined in the open market by buyers and sellers and is the price at which investors may purchase or sell the common shares of a closed-end fund, which fluctuates throughout the day. The standard share market price may differ from the Fund's Net Asset Value; shares of a closed-end fund may trade at a premium to (higher than) or a discount to (lower than) NAV. The difference between the market price and NAV is a discount.
- A basis point (bps) is one-hundredth of a percentage point (0.01%).
- Premium/Discount: An investment trust's share price can differ from its net asset value (NAV). If the current share price is above the NAV, the trust is said to be trading at a premium, i.e., it costs more to buy the shares than the underlying investments are worth. When the share price is below the NAV, this is known as trading at a discount.
- MEXBOL, or the IPC (Indice de Precios y Cotizaciones), is a capitalization-weighted index of the Mexican stock exchange's leading stocks.
- MSCI-Mexico Net Total Return Index: The Morgan Stanley Capital International Index Mexico is a free float capitalization-weighted index that tracks the Mexican Stock Market. One cannot invest directly in an index.
- BANXICO: Banco de Mexico is the Central Bank of Mexico. By constitutional mandate, it is autonomous in both its operations and management. Its primary function is to provide domestic currency to the Mexican economy, and its main priority is to ensure the stability of the domestic currency's purchasing power.
- INEGI: The National Institute of Statistics and Geography.
- Gross Domestic Product (GDP): is the standard measure of the value added created by producing goods and services in a country during a specific period. As such, it also measures the income earned from that production or the total amount spent on final goods and services (less imports).
- Gross Fixed Investment Indicator (IIFB): Describes the net capital accumulation during an accounting period for a country. The term refers to additions of capital stock, such as equipment, tools, transportation assets, and electricity.
- Import is a good or service bought in one country that was produced in another. Imports and exports are the components of international trade.
- Exports: Exports are goods and services produced in one country and sold to buyers in another. Together with imports, exports make up international trade.
- EV/EBITDA: This is a popular valuation multiple used in the finance industry to measure a company's value. It is the most widely used valuation multiple based on enterprise value.

THE MEXICO EQUITY AND INCOME FUND, INC. (Unaudited)

- Attribution analysis: is a sophisticated method used to evaluate the performance of a portfolio or fund manager. The method focuses on three main factors: the manager's investment style, their specific stock selection, and the timing of those investment decisions. It seeks to provide a quantitative assessment of the manager's investment choices and philosophy that ultimately drive the fund's performance.
- Treasury Bond (T-Bond): A marketable, fixed-interest U.S. government debt securities with more than 10 years of maturity. Treasury bonds make interest payments semiannually, and the income received is only taxed at the federal level.
- M-Bond: Mexico Federal Government fixed-rate development bonds that are issued and placed at terms of over one year, pay interest every six months, and their interest rate is determined at the issue date and remains fixed all along the bond's life.
- Consumer Price Index (INPC): This is a measure that examines the weighted average prices of a basket of consumer goods and services, such as transportation, food, and medical care. It is calculated by taking price changes for each item in the predetermined basket of goods and averaging them.

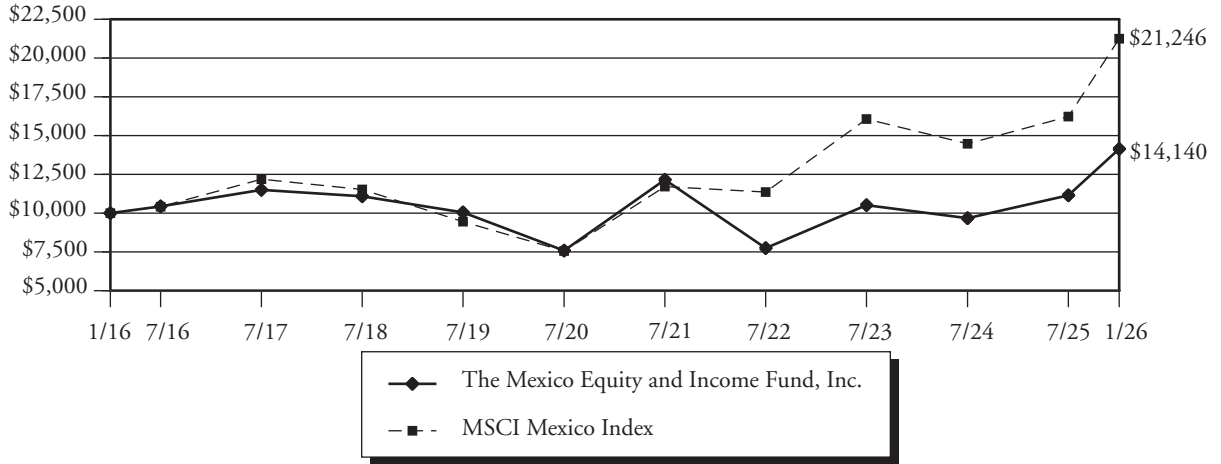
THE MEXICO EQUITY AND INCOME FUND, INC. (Unaudited)

RELEVANT ECONOMIC INFORMATION for the years ended December 31

Real Activity (billion US\$)	2025	2024	2023	2022	2021
Real GDP Growth (y-o-y)	0.80%	1.50%	3.20%	3.10%	4.80%
Industrial Production (y-o-y)	-1.30%	0.20%	1.20%	3.10%	6.71%
Trade Balance (US billions)	\$0.77	-\$8.21	-\$5.46	-\$26.42	-\$11.49
Exports (US billions)	\$664.84	\$617.10	\$593.01	\$578.19	\$494.23
Export growth (y-o-y)	7.74%	4.06%	2.56%	16.90%	18.52%
Imports (US billions)	\$664.01	\$625.31	\$598.48	\$604.61	\$505.72
Import growth (y-o-y)	6.19%	4.48%	-1.02%	19.60%	32.05%
Financial Variables and Prices					
28-Day CETES (T-bills)/Average	8.11%	10.71%	11.10%	7.66%	4.45%
Exchange rate (Pesos/US\$) Average	19.20	18.33	17.73	20.11	20.29
Inflation IPC, 12 month trailing	3.69%	4.21%	4.66%	7.82%	7.36%
Mexbol Index					
USD Return	56.44%	-27.77%	40.87%	-1.09%	20.94%
Market Cap- (US billions)	\$428.69	\$297.23	\$438.75	\$326.47	\$326.47
P/E Ratio	14.17x	11.33x	14.01x	12.55x	14.81x
Fund's NAV & Common Share Market Price Performance					
NAV per share	37.95%	-26.21%	32.95%	4.85%	-4.05%
Share Price	57.10%	-25.74%	30.97%	-1.57%	-8.42%
MSCI Mexico Index	56.94%	-27.13%	40.92%	-2.02%	22.53%
iShares MSCI Mexico	53.69%	-28.20%	40.36%	1.26%	20.30%

Sources: INEGI, Bloomberg, MSCI.

THE MEXICO EQUITY AND INCOME FUND, INC.



Performance at a glance (unaudited)

Average annual total returns for common stock for the periods ended 1/31/2026

Net asset value returns ⁽¹⁾	1 year	5 years	10 years
The Mexico Equity and Income Fund, Inc.	44.08%	9.11%	3.52%
Market price returns			
The Mexico Equity and Income Fund, Inc.	62.65%	9.77%	3.52%
Index returns			
MSCI Mexico Index	65.02%	17.12%	7.83%
Share price as of 1/31/2026			
Net asset value			\$15.90
Market price			\$13.28

⁽¹⁾ The returns shown are based on net asset value calculated for shareholder transactions, which do not reflect adjustments made to the net asset value for financial reporting purposes in accordance with accounting principles generally accepted in the United States of America.

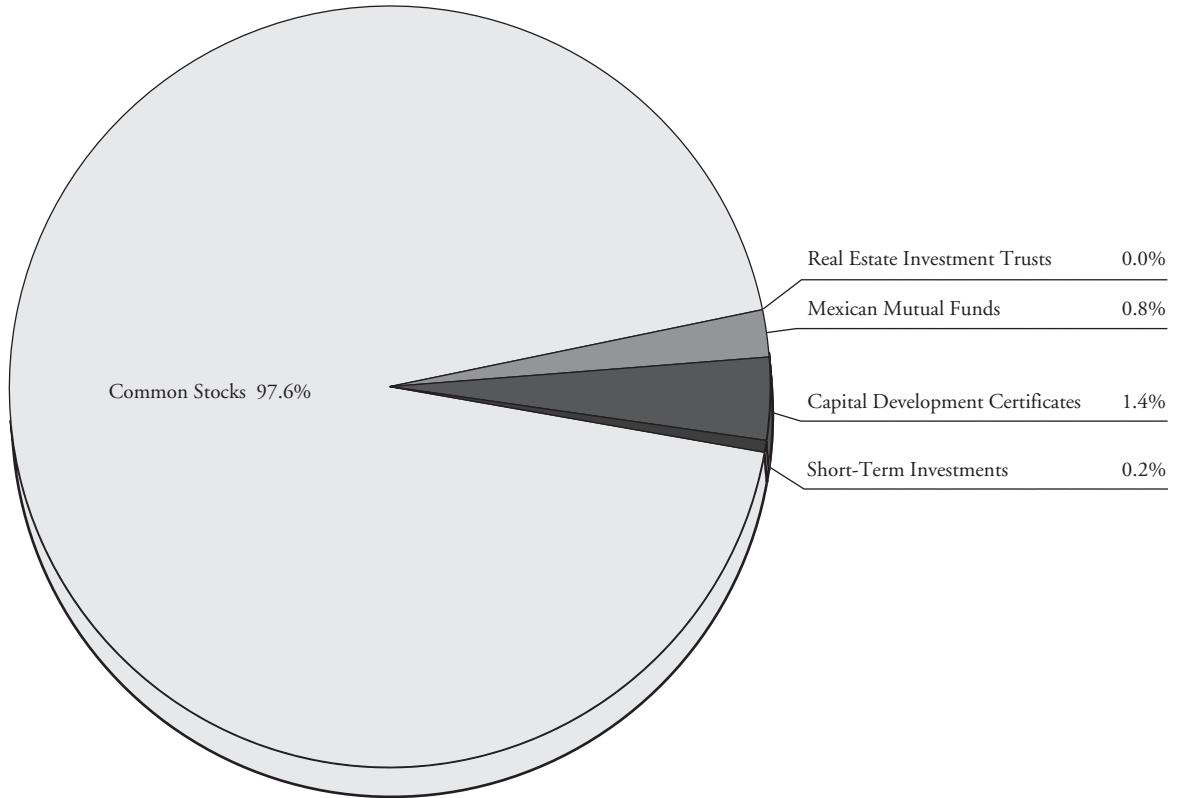
Past performance does not predict future performance. The return and value of an investment will fluctuate so that an investor's share, when sold, may be worth more or less than their original cost. The Fund's common stock net asset value ("NAV") return assumes, for illustration only, that dividends and other distributions, if any, were reinvested at the NAV on the ex-dividend date. The Fund's common stock market price returns assume that all dividends and other distributions, if any, were reinvested at the lower of the NAV or the closing market price on the ex-dividend date. NAV and market price returns for the period of less than one year have not been annualized. Returns do not reflect the deduction of taxes that a shareholder could pay on Fund dividends and other distributions, if any, or the sale of Fund shares.

The MSCI Mexico Index is designed to measure the performance of the large and mid cap segments of the Mexican market. With 24 constituents, the MSCI Mexico Index covers approximately 85% of the free float-adjusted market capitalization in Mexico.

Allocation of Portfolio Assets

(Calculated as a percentage of Total Investments)

January 31, 2026
(Unaudited)



Schedule of Investments

January 31, 2026
(Unaudited)

COMMON STOCKS – 97.9%	Shares	Value
Airlines – 2.7%		
Controladora Vuela Cia de Aviacion SAB de CV – Series A (a)	1,926,523	\$ 1,865,231
Airports – 11.3%		
Grupo Aeroportuario del Centro Norte, S.A.B. de C.V.	79,058	1,150,629
Grupo Aeroportuario del Pacifico SAB de CV – Series B	124,369	3,414,668
Grupo Aeroportuario del Sureste SAB de CV – Series B	97,274	3,365,349
		<u>7,930,646</u>
Auto Parts & Equipment – 2.8%		
Nemak SAB de CV (a)(b)	9,889,684	<u>1,924,063</u>
Beverages – 9.9%		
ARCA CONTINENTAL SAB DE CV	242,120	2,728,491
Fomento Economico Mexicano SAB de CV – Series UBD	402,825	4,204,354
		<u>6,932,845</u>
Building Materials – 11.4%		
Cemex SAB de CV	2,261,861	2,805,971
GCC SAB de CV	477,936	5,171,806
		<u>7,977,777</u>
Communication Services – 4.2%		
America Movil SAB de CV	2,877,455	<u>2,965,379</u>
Construction and Infrastructure – 2.8%		
Promotora y Operadora de Infraestructura, S.A.B. de C.V.	126,013	<u>1,970,377</u>
Consumer Finance – 4.3%		
Genera SAB de CV	1,064,666	<u>2,969,928</u>
Financial Groups – 10.7%		
Banco del Bajio SA (b)	470,500	1,382,208
Grupo Financiero Banorte SAB de CV – Series O	542,080	6,128,333
		<u>7,510,541</u>
Food – 4.8%		
Grupo Bimbo SAB de CV – Series A	625,118	2,171,244
SIGMA FOODS SAB DE CV	1,187,541	1,173,543
		<u>3,344,787</u>

The accompanying notes are an integral part of these financial statements.

Schedule of Investments (continued)

January 31, 2026
(Unaudited)

COMMON STOCKS (continued)	Shares	Value
GICS~Chemicals – 2.9%		
Alpek SAB de CV (a)	897,833	\$ 466,487
ORBIA ADVANCE CORP SAB DE CV	1,463,700	1,550,302
		2,016,789
GICS~Metals & Mining – 3.2%		
Industrias Penoles, S.A.B. de C.V.	38,700	2,242,811
Ground Transportation – 2.7%		
Grupo Traxion SAB de CV (a)(b)	2,366,134	1,902,276
Hotels, Restaurants, and Recreation – 0.4%		
Grupe SAB de CV (a)(c)	200,291	272,770
Mining – 8.7%		
Grupo Mexico SAB de CV – Series B	549,274	6,099,028
Oil & Gas – 3.4%		
Esentia Energy Development SAB de CV (a)	839,607	2,378,630
Real Estate Services – 3.2%		
Corp Inmobiliaria Vesta SAB de CV	713,224	2,205,460
Retail – 8.5%		
BBB Foods Inc – Series A (a)	112,567	3,858,557
Wal-Mart de Mexico SAB de CV	667,080	2,116,975
		5,975,532
TOTAL COMMON STOCKS (Cost \$53,286,170)		68,484,870
CAPITAL DEVELOPMENT CERTIFICATES – 1.4%		
Atlas Discovery Trust II (a)(c)	300,000	982,510
TOTAL CAPITAL DEVELOPMENT CERTIFICATES (Cost \$2,147)		982,510
MEXICAN MUTUAL FUNDS – 0.9%		
GBM Fondo de Corto Plazo SA de CV SIID – Series BX (a)	8,436,702	579,428
TOTAL MEXICAN MUTUAL FUNDS (Cost \$577,902)		579,428

The accompanying notes are an integral part of these financial statements.

January 31, 2026
(Unaudited)

Schedule of Investments (concluded)

REAL ESTATE INVESTMENT TRUSTS – 0.0% (d)	Shares	Value
REITS – 0.0% (d)		
Prologis Property Mexico SA de CV	0(e)	\$ <u>2</u>
TOTAL REAL ESTATE INVESTMENT TRUSTS (Cost \$1)		<u>2</u>
SHORT-TERM INVESTMENTS		
MONEY MARKET FUNDS – 0.2%		
MSILF Government Portfolio – Institutional Class, 4.00% (f)	163,498	<u>163,498</u>
TOTAL MONEY MARKET FUNDS (Cost \$163,498)		<u>163,498</u>
TOTAL INVESTMENTS – 100.4% (Cost \$54,029,718)		70,210,308
Liabilities in Excess of Other Assets – (0.4)%		<u>(265,447)</u>
TOTAL NET ASSETS – 100.0%		<u>\$69,944,861</u>

Percentages are stated as a percent of net assets.

REIT – Real Estate Investment Trust

(a) Non-income producing security.

(b) Security is exempt from registration pursuant to Rule 144A under the Securities Act of 1933, as amended. These securities may only be resold in transactions exempt from registration to qualified institutional investors. As of January 31, 2026, the value of these securities total \$5,208,547 or 7.4% of the Fund's net assets.

(c) Fair value determined using significant unobservable inputs in accordance with procedures established by and under the supervision of the Adviser, acting as Valuation Designee. These securities represented \$1,255,280 or 1.8% of net assets as of January 31, 2026.

(d) Represents less than 0.05% of net assets.

(e) Rounds to zero.

(f) The rate shown represents the 7-day annualized yield as of January 31, 2026.

The accompanying notes are an integral part of these financial statements.

Statement of Assets & Liabilities

January 31, 2026
(Unaudited)

ASSETS:

Investments, at value (cost \$50,734,203)	\$ 70,210,308
Dividend receivable	301
Interest receivable	577
Foreign currency (cost \$161)	66
Other Assets	<u>28,330</u>
Total Assets	<u>70,239,582</u>

LIABILITIES:

Payables:	
Advisory	74,584
Administration	53,007
Directors	52,609
Fund accounting	37,080
Audit	27,386
NYSE	21,256
Printing and mailing	17,429
Custody	5,922
CCO	<u>5,448</u>
Total Liabilities	<u>294,721</u>
Net Assets	<u>\$69,944,861</u>
Net Asset Value Per Common Share (\$69,944,861 / 4,400,209)	<u>\$ 15.90</u>

NET ASSETS CONSIST OF:

Common stock, \$0.001 par value; 4,400,209 shares outstanding (98,144,872 shares authorized)	4,400
Paid-in capital	53,757,904
Total distributable earnings	<u>16,182,557</u>
Net Assets	<u>\$69,944,861</u>

The accompanying notes are an integral part of these financial statements.

Statement of Operations

For the Six Months Ended
January 31, 2026 (Unaudited)

INVESTMENT INCOME	
Dividends ⁽¹⁾	\$ 953,027
Interest	3,086
Total Investment Income	956,113
EXPENSES AND FEES	
Administration (Note B)	59,723
Advisory (Note B)	301,818
Audit	28,446
CCO (Note B)	34,282
Custodian (Note B)	19,714
Directors (Note B)	68,256
Fund accounting (Note B)	38,169
Insurance	13,294
Legal	20,264
NYSE	8,036
Printing and mailing	13,477
Transfer agent (Note B)	20,074
Total Expenses	625,553
NET INVESTMENT INCOME	330,560
NET REALIZED AND UNREALIZED GAIN (LOSS) ON INVESTMENTS	
Net realized loss from investments and foreign currency transactions	3,962,482
Net change in unrealized appreciation (depreciation) on investments and foreign currency transactions	8,540,937
Net loss from investments and foreign currency transactions	12,503,419
Net decrease in net assets resulting from operations	\$12,833,979

⁽¹⁾ Net of \$101,675 in dividend withholding tax.

The accompanying notes are an integral part of these financial statements.

Statements of Changes in Net Assets

	For the Six Months Ended January 31, 2026 (Unaudited)	For the Year Ended July 31, 2025
INCREASE (DECREASE) IN NET ASSETS		
Operations:		
Net investment income	\$ 330,560	\$ 802,539
Net realized gain (loss) on investments and foreign currency transactions	3,962,482	(3,829,395)
Net change in unrealized appreciation (depreciation) in value of investments and foreign currency transactions	<u>8,540,937</u>	<u>4,914,832</u>
Net increase (decrease) in net assets resulting from operations	<u>12,833,979</u>	<u>1,887,976</u>
Distributions to Common Shareholders from:		
Net dividends and distributions	<u>(1,028,147)</u>	<u>(1,311,836)</u>
Decrease in net assets resulting from distributions	<u>(1,028,147)</u>	<u>(1,311,836)</u>
Total increase (decrease) in net assets	<u>11,805,832</u>	<u>576,140</u>
Net Assets:		
Beginning of year	<u>58,139,029</u>	<u>57,562,889</u>
End of year	<u>\$69,944,861</u>	<u>\$58,139,029</u>

The accompanying notes are an integral part of these financial statements.

Financial Highlights

For a Common Share Outstanding Throughout Each Year

	For the Six Months Ended January 31, 2026 (Unaudited)	For the Years Ended July 31,				
		2025	2024	2023	2022	2021
Per Share Operating Performance						
Net asset value, beginning of year	\$ 13.21	\$ 13.08	\$ 14.90	\$ 10.42	\$ 14.43	\$ 9.04
Net investment income (loss)	0.08	0.18	0.48	0.43	0.43	(0.18)
Net realized and unrealized gains (losses) on investments and foreign currency transactions . .	2.84	0.25	(2.00)	4.05	(1.50)	5.57
Net increase (decrease) from investment operations	2.92	0.43	(1.52)	4.48	(1.07)	5.39
Less: Distributions						
Dividends from net investment income	(0.23)	(0.30)	(0.30)	—	—	—
Distributions from net realized gains	—	—	—	—	—	—
Total dividends and distributions	(0.23)	(0.30)	(0.30)	—	—	—
Capital Share Transactions						
Anti-dilutive effect of Tender Offer	—	—	—	—	—	—
Dilutive effect of Common Share Rights Offering	—	—	—	—	(2.94)	—
Total capital share transactions	—	—	—	—	(2.94)	—
Net Asset Value, end of year	\$ 15.90	\$ 13.21	\$ 13.08	\$ 14.90	\$ 10.42	\$ 14.43
Per share market value, end of year	\$ 13.28	\$ 10.67	\$ 9.59	\$ 10.70	\$ 7.88	\$ 12.37
Total Investment Return Based on						
Market Value, end of year (1)	26.83%	15.24%	(7.98)%	35.79%	(36.30)%	60.23%
Ratios/Supplemental Data						
Net assets, end of year (000's)	\$69,945	\$58,129	\$57,563	\$65,556	\$45,870	\$25,770
Ratios of expenses to average net assets:	1.96%	2.13%	1.91%	2.13%	2.32%	3.89%
Ratios of net investment income (loss) to average net assets:	1.03%	1.50%	3.33%	3.43%	1.12%	(1.56)%
Portfolio turnover rate	63.03%	156.07%	166.37%	159.02%	153.01%	217.50%

⁽¹⁾ Total investment return is calculated assuming a purchase of common stock at the current market price on the first day and a sale at the current market price on the last day of each period reported. Dividends and distributions, if any, are assumed for purposes of this calculation to be reinvested at the closing market price on the dividend ex-date. Total investment does not reflect brokerage commissions.

The accompanying notes are an integral part of these financial statements.

Notes to Financial Statements

January 31, 2026
(Unaudited)

NOTE A: ORGANIZATION AND SUMMARY OF SIGNIFICANT ACCOUNTING POLICIES

The Mexico Equity and Income Fund, Inc. (the “Fund”) was incorporated in Maryland on May 24, 1990, and commenced operations on August 21, 1990. The Fund is registered under the Investment Company Act of 1940, as amended, as a closed-end, non-diversified management investment company.

The Fund is an investment company and accordingly follows the investment company accounting and reporting guidance of the Financial Accounting Standards Board (FASB) Accounting Standard Codification Topic 946 “Financial Services—Investment Companies”.

The preparation of financial statements in accordance with accounting principles generally accepted in the United States of America requires management to make estimates and assumptions that affect the reported amounts and disclosures in the financial statements. Actual results could differ from those estimates.

Significant accounting policies are as follows:

Portfolio Valuation. Investments are stated at value in the accompanying financial statements. Listed equity securities are valued at the closing price on the exchange or market on which the security is primarily traded (the “Primary Market”) at the valuation time. If the security did not trade on the Primary Market, it shall be valued at the closing price on another comparable exchange where it trades at the valuation time. If there are no such closing prices, the security shall be valued at the mean between the most recent highest bid and lowest ask prices at the valuation time. Investments in short-term debt securities having a maturity of 60 days or less are valued at amortized cost if their term to maturity from the date of purchase was less than 60 days, or by amortizing their value on the 61st day prior to maturity if their term to maturity from the date of purchase when acquired by the Fund was more than 60 days. Other assets and securities for which no quotations are readily available will be valued in good faith at fair value using methods determined by the Board of Directors. These methods include, but are not limited to, the fundamental analytical data relating to the investment; the nature and duration of restrictions in the market in which they are traded (including the time needed to dispose of the security, methods of soliciting offers and mechanics of transfer); the evaluation of the forces which influence the market in which these securities may be purchased or sold, including the economic outlook and the condition of the industry in which the issuer participates and sum of the parts methodology. The Fund has a Valuation Committee comprised of independent directors which oversees the valuation of portfolio securities. Any securities or other assets for which market quotations are not readily available are valued at their fair value pursuant to policies and procedures adopted pursuant to Rule 2a-5 under the 1940 Act.

Investment Transactions and Investment Income. The cost of investments sold is determined by use of the specific identification method for both financial reporting and income tax purposes. Interest income, including the accretion of discount and amortization of premium on investments, is recorded on an accrual basis; dividend income is recorded on the ex-dividend date or, using reasonable diligence, when known to the Fund. The collectibility of income receivable from foreign securities is evaluated periodically, and any

January 31, 2026
(Unaudited)

Notes to Financial Statements (continued)

resulting allowances for uncollectible amounts are reflected currently in the determination of investment income. There was no allowance for uncollectible amounts at January 31, 2026.

Tax Status. No provision is made for U.S. Federal income or excise taxes as it is the Fund's intention to continue to qualify as a regulated investment company and to make the requisite distributions to its shareholders that will be sufficient to relieve it from all or substantially all U.S. Federal income and excise taxes.

The Fund is subject to the following withholding taxes on income from Mexican sources:

Interest income on debt issued by the Mexican federal government is generally not subject to withholding. Withholding tax on interest from other debt obligations such as publicly traded bonds and loans by banks or insurance companies is at a rate of 4.9% under the tax treaty between Mexico and the United States.

Gains realized from the sale or disposition of debt securities may be subject to a 4.9% withholding tax. Gains realized by the Fund from the sale or disposition of equity securities that are listed and traded on the Mexican Stock Exchange ("MSE") are exempt from Mexican withholding tax if sold through the stock exchange. Gains realized on transactions outside of the MSE may be subject to withholding at a rate of 25% (20% rate prior to January 1, 2002) of the value of the shares sold or, upon the election of the Fund, at 35% (40% rate prior to January 1, 2002) of the gain. If the Fund has owned less than 25% of the outstanding stock of the issuer of the equity securities within the 12 month period preceding the disposition, then such disposition will not be subject to capital gains taxes as provided for in the treaty to avoid double taxation between Mexico and the United States.

Investment Objectives

The Fund's investment objective is to seek high total return through capital appreciation and current income. There can be no assurance that the Fund's objective will be achieved.

Investment Strategies

The Fund pursues its objective primarily by investing, under normal circumstances, at least 80% of the Fund's assets in equity and convertible securities issued by Mexican companies and debt securities of Mexican issuers.

The Fund invests in equity securities, convertible securities and debt securities and may also invest in other securities such as capital development certificates, real estate investment trusts, mutual funds, exchange traded funds, preferred stocks, rights and warrants. The Fund may, without limitation, hold cash or invest in assets in money market instruments, including U.S. and non-U.S. government securities, high grade commercial paper and certificates of deposit and bankers' acceptances issued by U.S. and non-U.S. banks.

The Adviser may invest the Fund's cash balances in any investments it deems appropriate, subject to the restrictions set forth in below under "Fundamental Investment Restrictions" and as permitted under the

January 31, 2026
(Unaudited)

Notes to Financial Statements (continued)

1940 Act. Any income earned from such investments will ordinarily be reinvested by the Fund in accordance with its investment program. Many of the considerations entering into the Adviser's recommendations and decisions are subjective.

The Fund may, in limited circumstances, hedge against a decline in the value of the Mexican peso.

The short-term instruments in which the Fund may invest include (a) obligations of the United States Government and the Mexican Government, including the agencies or instrumentalities of each (including repurchase agreements with respect to these securities); (b) bank obligations (including certificates of deposit, time deposits and bankers' acceptances of United States and Mexican banks denominated in U.S. dollars or pesos); (c) obligations of United States and Mexican companies that are rated no lower than A-2 by S&P or P-2 by Moody's or the equivalent from another rating service or, if unrated, deemed to be of equivalent quality by the Adviser; and (d) shares of money market funds that are authorized to invest in (a) through (c).

Among the obligations of agencies and instrumentalities of the United States Government in which the Fund may invest are securities that are supported by the "full faith and credit" of the United States Government (such as securities of the Government National Mortgage Association), by the right of the issuer to borrow from the United States Treasury (such as those of the Export-Import Bank of the United States), by the discretionary authority of the United States Government to purchase the agency's obligations (such as those of the Federal National Mortgage Association) or by the credit of the United States Government instrumentality itself (such as those of the Student Loan Marketing Association).

The Fund may, from time to time, take temporary defensive positions that are inconsistent with the Fund's principal investment strategies in attempting to respond to adverse market, economic, political or other conditions. During such times, the Fund may temporarily invest up to 100% of its assets in cash or cash equivalents, including money market instruments, prime commercial paper, repurchase agreements, Treasury bills and other short-term obligations of the U.S. Government, its agencies or instrumentalities. In these and in other cases, the Fund may not achieve its investment objective.

Portfolio Investments

Common Stocks

The Fund will invest in common stocks. Common stocks represent an ownership interest in an issuer. While offering greater potential for long-term growth, common stocks are more volatile and riskier than some other forms of investment in short-term periods. Common stock prices fluctuate for many reasons, including adverse exogenous macro and systemic events, abrupt change in companies' revenues due to commodity cycle or epidemic diseases, capital allocation, a period of disappointing financial reporting economics, fiscal, and monetary policies in the U.S.A, and Mexico.

Capital Development Certificates

Capital development certificates are hybrid instruments that may include debt and equity. Capital development certificates grant their holders the right to variable income arising from various projects and/or companies.

January 31, 2026
(Unaudited)

Notes to Financial Statements (continued)

Convertible Securities

Initially, the Fund's management anticipated that the Fund would acquire convertible debt securities in privately negotiated transactions. However, because of the extremely limited number of convertible debt securities issued by Mexican companies, the Fund has not acquired convertible debt securities of Mexican companies for the last 25 years. However, the Fund may acquire convertible debt securities in Mexican companies in the future if and when they become available. A convertible debt security is a bond, debenture or note that may be converted into or exchanged for, or may otherwise entitle the holder to purchase, a prescribed amount of common stock or other equity security of the same or a different Mexican company within a particular period of time at a specified price or formula. A convertible debt security entitles the holder to receive interest paid or accrued on debt until the convertible security matures or is redeemed, converted or exchanged. Before conversion, convertible debt securities have characteristics similar to nonconvertible debt securities in that they ordinarily provide for a fixed stream of income with generally higher yields than those of stocks of the same or similar issuers. Convertible debt securities rank senior to stock in a corporation's capital structure and, therefore, generally entail less risk than the corporation's stock. Given the volatility of the Mexican securities market and the pricing of securities in Mexico, a significant portion of the value of a Mexican convertible debt security may be derived from the conversion feature rather than the fixed income feature.

The Fund defines debt securities (other than convertible debt securities) to mean bonds, notes, bills and debentures. The Fund's investments in debt securities of Mexican issuers include debt securities issued by private Mexican companies and by the Mexican Government and its agencies and instrumentalities. These debt securities may be denominated either in pesos or in U.S. dollars.

Corporate Bonds, Government Debt Securities and Other Debt Securities

The Fund may invest in corporate bonds, debentures and other debt securities or in investment companies which hold such instruments. Bonds and other debt securities generally are issued by corporations and other issuers to borrow money from investors. The issuer pays the investor a fixed rate of interest and normally must repay the amount borrowed on or before maturity. Certain debt securities are "perpetual" in that they have no maturity date.

The Fund will invest in government debt securities. These securities may be U.S. dollar-denominated or non-U.S. dollar-denominated and include: (a) debt obligations issued or guaranteed by foreign national, provincial, state, municipal or other governments with taxing authority or by their agencies or instrumentalities; and (b) debt obligations of supranational entities. Government debt securities include: debt securities issued or guaranteed by governments, government agencies or instrumentalities and political subdivisions; debt securities issued by government owned, controlled or sponsored entities; interests in entities organized and operated for the purpose of restructuring the investment characteristics issued by the above noted issuers; or debt securities issued by supranational entities such as the World Bank or the European Union.

January 31, 2026
(Unaudited)

Notes to Financial Statements (continued)

Exchange Traded Funds

The Fund may invest in Exchange Traded Funds (“ETFs”), which are investment companies that aim to track or replicate a desired index, such as a sector, market or global segment. ETFs are passively managed and their shares are traded on a national exchange. ETFs do not sell individual shares directly to investors and only issue their shares in large blocks known as “creation units.” The investor purchasing a creation unit may sell the individual shares on a secondary market. Therefore, the liquidity of ETFs depends on the adequacy of the secondary market. There can be no assurance that an ETF’s investment objective will be achieved, as ETFs based on an index may not replicate and maintain exactly the composition and relative weightings of securities in the index. ETFs are subject to the risks of investing in the underlying securities. The Fund, as a holder of the securities of the ETF, will bear its pro rata portion of the ETF’s expenses, including advisory fees. These expenses are in addition to the direct expenses of the Fund’s own operations.

Real Estate Investment Trusts

The Fund may invest in securities of Real Estate Investment Trusts (“REITs”). REITs are trusts that specialize in acquiring, holding and managing residential, commercial or industrial real estate. A REIT is not taxed at the entity level on income distributed to its shareholders or unitholders if it distributes to shareholders or unitholders at least 90% of its taxable income for each taxable year and complies with regulatory requirements relating to its organization, ownership, assets and income.

Other Securities

Although it has no current intention do so to any material extent, the Fund may determine to invest the Fund’s assets in some or all of the following securities.

Forward Currency Contracts

The Fund may, in limited circumstances, hedge against a decline in the value of the Mexican peso. On March 19, 1995, Banco de Mexico approved the establishment of over-the-counter forward and option contracts in Mexico on the new peso between banks and their clients. Also, Banco de Mexico authorized the issuance and trading of futures contracts in respect of the new peso on the Chicago Mercantile Exchange (“CME”). Trading of new peso futures contracts began on the CME on April 25, 1995.

The Fund will conduct any forward currency exchange transactions, which are considered derivative transactions, only for hedging and not speculation. The risk of future currency devaluations and fluctuations should be carefully considered by investors in determining whether to purchase shares of the Fund. Although the Fund will value its assets daily in terms of U.S. dollars, it does not intend physically to convert its holdings of pesos into U.S. dollars on a daily basis. The Fund will do so from time to time, and investors should be aware of the costs of currency conversion. Although foreign exchange dealers do not charge a fee for conversion, they do realize a profit based on the difference (the “spread”) between the prices at which they are buying and selling various currencies. Thus, a dealer may offer to sell a foreign currency to the Fund at one rate, while offering a lesser rate of exchange should the Fund desire to resell that currency to the dealer.

January 31, 2026
(Unaudited)

Notes to Financial Statements (continued)

A forward currency contract involves an obligation to purchase or sell a specific currency at a future date, which may be any fixed number of days from the date of the contract agreed upon by the parties, at a price set at the time of the contract. The Fund's dealings in forward currency contracts will be limited to hedging involving either specific transactions or portfolio positions. Transaction hedging is the purchase or sale of forward currency contracts with respect to specific receivables or payables of the Fund generally arising in connection with the purchase or sale of its portfolio securities or in anticipation of receipt of dividend or interest payments. Position hedging is the purchase or sale of forward currency contracts with respect to portfolio security positions denominated or quoted in the currency.

The Fund may not position hedge with respect to a particular currency to an extent greater than the aggregate market value (at the time of making such purchase or sale) of the securities held in its portfolio denominated or quoted in or currently convertible into that particular currency. If the Fund enters into a position hedging transaction, the custodian of the Fund's assets being hedged will place cash or readily marketable securities in a segregated account of the Fund in an amount equal to the value of the Fund's total assets committed to the consummation of the forward contract. If the value of the securities placed in the segregated account declines, additional cash or securities will be placed in the account so that the value of the account will equal the amount of the Fund's commitment with respect to the contract.

The Fund may enter into forward currency contracts in several circumstances. When the Fund enters into a contract for the purchase or sale of securities denominated in a foreign currency, or when the Fund anticipates the receipt in a foreign currency of interest or dividend payments, the Fund may desire to "lock-in" the U.S. dollar price of the security or the U.S. dollar equivalent of such interest or dividend payment, as the case may be. By entering into a forward contract for a fixed amount of U.S. dollars for the purchase or sale of the amount of foreign currency involved in the underlying transactions, the Fund will be able to protect itself against a possible loss resulting from an adverse change in the relationship between the U.S. dollar and the subject foreign currency during the period between the date on which the security is purchased or sold, or on which the dividend payment is declared, and the date on which such dividend or interest payment is to be received.

At or before the maturity of a forward currency contract, the Fund may either sell a portfolio security and make delivery of the currency, or retain the security and offset its contractual obligation to deliver the currency by purchasing a second contract pursuant to which the Fund will obtain, on the same maturity date, the same amount of the currency that it is obligated to deliver. If the Fund retains the portfolio security and engages in an offsetting transaction, the Fund, at the time of execution of the offsetting transaction, will incur a gain or a loss to the extent that movement has occurred in forward contract prices. The use of forward currency contracts does not eliminate fluctuation in the underlying prices of the securities, but it does establish a rate of exchange that can be achieved in the future. In addition, although forward currency contracts limit the risk of loss due to a decline in the value of the hedged currency, at the same time they limit any potential

January 31, 2026
(Unaudited)

Notes to Financial Statements (continued)

gain that might result should the value of the currency increase. If a devaluation is generally anticipated, the Fund may not be able to contract to sell the currency at a price above the devaluation level it anticipates.

The cost to the Fund of engaging in currency transactions either on a spot or forward basis will vary with factors such as the currency involved, the length of the contract period and the market conditions then prevailing. Because transactions in currency exchange are usually conducted on a principal basis, no fees or commissions are involved, although the price charged in the transaction includes a dealer's markup.

Certain provisions of the Code may limit the extent to which the Fund may enter into the foreign currency transactions described above. These transactions may also affect the character and timing of income, and the amount of gain or loss recognized by the Fund and its stockholders for U.S. federal income tax purposes.

Investment Companies

The Fund may invest in the securities of other investment companies ("underlying funds"), including those that invest a substantial portion of their assets in Mexican securities, to the extent permitted by, and subject to the conditions imposed by, the 1940 Act and the rules and regulations thereof. By investing in an investment company, the Fund bears a ratable share of the investment company's expenses, as well as continuing to bear the Fund's advisory and administrative fees with respect to the amount of the investment. Investment companies are subject to the risks of investing in the underlying securities. Under the 1940 Act, banks organized outside of the United States are deemed to be investment companies, although the SEC has adopted a rule which would permit the Fund to invest in the securities of foreign commercial banks, under certain circumstances, without regard to the percentage limitations of the 1940 Act.

The Fund may be subject to the risks of the securities and other instruments described herein through its own direct investments and indirectly through investments in the underlying funds, as those recently included in the "Bolsa", named FIBRA E, (similar to a REIT in the U.S.) which corresponds to a Mexican mechanism to finance infrastructure, energy and long term projects, as well as private equity, regulated by the Comisión Nacional Bancaria y de Valores (corresponding SEC in the U.S.).

Illiquid Securities

Illiquid securities are securities that are not readily marketable. Illiquid securities include securities that have a low daily turnover or that trade on odd lots or trading-block among small and medium portfolio managers referred to as specialists but do not provide liquidity to trade at reasonable fair value. Illiquid securities usually present a high spread between the bid and ask quotes. If the Fund sells an illiquid security during a period with adverse market conditions, the Fund might obtain a less favorable price. Illiquid securities also include securities that have legal or contractual restrictions on resale, and repurchase agreements maturing in more than seven days. The Fund may invest up to 15% of the value of its total assets in illiquid securities. Restricted securities for which no market exists and other illiquid investments are valued at fair value as determined in accordance to policies and procedures adopted pursuant to Rule 2a-5 under the 1940 Act and periodically reviewed by the Board of Directors. At January 31, 2026 the Fund held 1.8% of its total net assets in illiquid positions.

January 31, 2026
(Unaudited)

Notes to Financial Statements (continued)

Rule 144A Securities

The Fund may invest in restricted securities that are eligible for resale pursuant to Rule 144A under the Securities Act of 1933, as amended, (the “1933 Act”). Generally, Rule 144A establishes a safe harbor from the registration requirements of the 1933 Act for resale by large institutional investors of securities that are not publicly traded. The Adviser determines the liquidity of the Rule 144A securities according to the Fund’s pricing policy and guidelines adopted by the Board of Directors. The Board of Directors monitors the application of those guidelines and procedures. Securities eligible for resale pursuant to Rule 144A, which are determined to be liquid, are not subject to the Fund’s 15% limit on investments in illiquid securities.

Preferred Stocks

The Fund may invest in preferred stocks. Preferred stock, like common stock, represents an equity ownership in an issuer. Generally, preferred stock has a priority of claim over common stock in dividend payments and upon liquidation of the issuer. Unlike common stock, preferred stock does not usually have voting rights. Preferred stock in some instances is convertible into common stock. Although they are equity securities, preferred stocks have characteristics of both debt and common stock. Like debt, their promised income is contractually fixed. Like common stock, they do not have rights to precipitate bankruptcy proceedings or collection activities in the event of missed payments. Other equity characteristics are their subordinated position in an issuer’s capital structure and that their quality and value are heavily dependent on the profitability of the issuer rather than on any legal claims to specific assets or cash flows.

Distributions on preferred stock must be declared by the board of directors and may be subject to deferral, and thus they may not be automatically payable. Income payments on preferred stocks may be cumulative, causing dividends and distributions to accrue even if not declared by the company’s board or otherwise made payable, or they may be non-cumulative, so that skipped dividends and distributions do not continue to accrue. There is no assurance that dividends on preferred stocks in which the Fund invests will be declared or otherwise made payable. The Fund may invest in non-cumulative preferred stock, although the Adviser may consider, among other factors, their non-cumulative nature in making any decision to purchase or sell such securities.

Shares of preferred stock have a liquidation value that generally equals the original purchase price at the date of issuance. The market values of preferred stock may be affected by favorable and unfavorable changes impacting the issuers’ industries or sectors, including companies in the utilities and financial services sectors, which are prominent issuers of preferred stock. They may also be affected by actual and anticipated changes or ambiguities in the tax status of the security and by actual and anticipated changes or ambiguities in tax laws, such as changes in corporate and individual income tax rates, and in the dividends received deduction for corporate taxpayers or the lower rates applicable to certain dividends.

Because the claim on an issuer’s earnings represented by preferred stock may become onerous when interest rates fall below the rate payable on the stock or for other reasons, the issuer may redeem preferred stock, generally

January 31, 2026
(Unaudited)

Notes to Financial Statements (continued)

after an initial period of call protection in which the stock is not redeemable. Thus, in declining interest rate environments in particular, the Fund's holdings of higher dividend -paying preferred stocks may be reduced and the Fund may be unable to acquire securities paying comparable rates with the redemption proceeds.

Warrants

The Fund may invest in equity and index warrants of domestic and international issuers. Equity warrants are securities that give the holder the right, but not the obligation, to subscribe for equity issues of the issuing company or a related company at a fixed price either on a certain date or during a set period. Changes in the value of a warrant do not necessarily correspond to changes in the value of its underlying security. The price of a warrant may be more volatile than the price of its underlying security, and a warrant may offer greater potential for capital appreciation as well as capital loss. Warrants do not entitle a holder to dividends or voting rights with respect to the underlying security and do not represent any rights in the assets of the issuing company. A warrant ceases to have value if it is not exercised prior to its expiration date. These factors can make warrants more speculative than other types of investments. The sale of a warrant results in a long or short-term capital gain or loss depending on the period for which the warrant is held.

RISK FACTORS

An investment in the Fund is not guaranteed to achieve its investment objective; is not a deposit with a bank; is not insured, endorsed or guaranteed by the Federal Deposit Insurance Corporation or any other government agency; and is subject to investment risks. The value of the Fund's investments will increase or decrease based on changes in the prices of the investments it holds. You could lose money by investing in the Fund. By itself, the Fund does not constitute a balanced investment program. You should consider carefully the following principal and non-principal risks before investing in the Fund. There may be additional risks that the Fund does not currently foresee or consider material. You may wish to consult with your legal or tax advisors, before deciding whether to invest in the Fund. This section describes the risk factors associated with investment in the Fund specifically, as well as those factors generally associated with investment in an investment company with investment objectives, investment policies, capital structure or trading markets similar to the Fund's. Each risk summarized below is a risk of investing in the Fund and different risks may be more significant at different times depending upon market conditions or other factors.

The Fund may invest in securities of other investment companies ("underlying funds"). The Fund may be subject to the risks of the securities and other instruments described below through its own direct investments and indirectly through investments in the underlying funds.

Principal Risks**Investments in Foreign Securities Risks.**

The Fund invests in the universe of Mexican securities market. Investing in Mexican securities presents political, regulatory and economic risks in some ways similar to those that face a re-emerging country and a developing county; and different in kind and degree from the risks presented by investing in the U.S. financial markets or any other fairly comparable emerging country in the Latin American region, pertaining

January 31, 2026
(Unaudited)

Notes to Financial Statements (continued)

to the emerging market risk. Some of these risks may include devaluation and/or appreciation of the exchange rate of the Mexican Peso, greater market price volatility, substantially less liquidity, controls on foreign investment, and limitations on repatriation of invested capital. Unlike U.S. issuers which are required to comply GAAP accounting policy standards, Mexican issuers comply with mandatory regulation to IFR's accounting standards and policies. Additional risks of investing in foreign securities are detailed below.

Market Illiquidity, Volatility. Although one of the largest in Latin America by market capitalization, the Bolsa Mexicana de Valores, S.A. de C.V. (the "Mexican Stock Exchange" or "Bolsa") is substantially smaller, less liquid and more volatile than the major securities markets in the United States. In addition, trading on the Mexican Stock Exchange is concentrated. Thus, the performance of the Mexican Stock Exchange, as further described below, may be highly dependent on the performance of a few issuers. Additionally, prices of equity securities traded on the Mexican Stock Exchange are generally more volatile than prices of equity securities traded on the New York Stock Exchange. The combination of price volatility and the relatively limited liquidity of the Mexican Stock Exchange may have an adverse impact on the investment performance of the Fund.

Market Corrections. Although less so in recent times, the Mexican securities market has been subject to periodic severe market corrections. A recent correction in the Bolsa's Index occurred at the cancellation of the latest state of the ongoing art construction of a new airport by the new administration in Mexico starting in 2017. Due to the high concentration of investors, issuers and intermediaries in the Mexican securities market and the generally high volatility of the Mexican economy, the Mexican securities market may be subject to severe market corrections than more broadly based markets. As is the case with investing in any securities market, there can be no assurance that market corrections will not occur again.

The Mexican Economy. In the past, the Mexican economy has experienced peso devaluations, significant rises in inflation and domestic interest rates and other economic instability and there can be no assurance that it will not experience such instability in the future.

Common Stock Risk. The Fund invests in common stocks. Common stocks represent an ownership interest in a company. The Fund may also invest in securities that can be exercised for or converted into common stocks (such as convertible preferred stock). Common stocks and similar equity securities are more volatile and riskier than some other forms of investments. Therefore, the value of your investment in the Fund may sometimes decrease instead of increase. Common stock prices fluctuate for many reasons, including adverse events such as unfavorable earnings reports, changes in investors' perceptions of the financial condition of an issuer, the general condition of the relevant stock market or when political or economic events affecting the issuers occur. In addition, common stock prices may be sensitive to rising interest rates, as the costs of capital rise and borrowing costs increase for issuers. Because convertible securities can be converted into equity securities, their values will normally increase or decrease as the values of the underlying equity securities increase or decrease. The common stocks in which the Fund invests are structurally subordinated to preferred

January 31, 2026
(Unaudited)

Notes to Financial Statements (continued)

securities, bonds and other debt instruments in a company's capital structure in terms of priority to corporate income and assets and, therefore, will be subject to greater risk than the preferred securities or debt instruments of such issuers.

Convertible Securities Risk. The Fund may acquire convertible debt securities in Mexican companies. A convertible debt security is a bond, debenture or note that may be converted into or exchanged for, or may otherwise entitle the holder to purchase, a prescribed amount of common stock or other equity security of the same or a different Mexican company within a particular period of time at a specified price or formula. A convertible debt security entitles the holder to receive interest paid or accrued on debt until the convertible security matures or is redeemed, converted or exchanged. Before conversion, convertible debt securities have characteristics similar to nonconvertible debt securities in that they ordinarily provide for a fixed stream of income with generally higher yields than those of stocks of the same or similar issuers. Convertible debt securities rank senior to stock in a corporation's capital structure and, therefore, generally entail less risk than the corporation's stock. Given the volatility of the Mexican securities market and the pricing of securities in Mexico, a significant portion of the value of a Mexican convertible debt security may be derived from the conversion feature rather than the fixed income feature.

The value of a convertible security, including, for example, a warrant, is a function of its investment value (determined by its yield in comparison with the yields of other securities of comparable maturity and quality that do not have a conversion privilege) and its conversion value (the security's worth, at market value, if converted into the underlying common stock). The investment value of a convertible security is influenced by changes in interest rates, with investment value declining as interest rates increase and increasing as interest rates decline. The credit standing of the issuer and other factors may also have an effect on the convertible security's investment value. The conversion value of a convertible security is determined by the market price of the underlying common stock. If the conversion value is low relative to the investment value, the price of the convertible security is governed principally by its investment value. Generally, the conversion value decreases as the convertible security approaches maturity. To the extent the market price of the underlying common stock approaches or exceeds the conversion price, the price of the convertible security will be increasingly influenced by its conversion value. A convertible security generally will sell at a premium over its conversion value by the extent to which investors place value on the right to acquire the underlying common stock while holding a fixed income security. A convertible security may be subject to redemption at the option of the issuer at a price established in the convertible security's governing instrument. If a convertible security held by the Fund is called for redemption, the Fund will be required to permit the issuer to redeem the security, convert it into the underlying common stock or sell it to a third party. Any of these actions could have an adverse effect on the Fund's ability to achieve its investment objective.

Small and Medium Capitalization Company Risk. The Fund may invest in securities without regard to market capitalization. Compared to investment companies that focus only on large capitalization companies, the Fund's share price may be more volatile because it also invests in small and medium capitalization

January 31, 2026
(Unaudited)

Notes to Financial Statements (continued)

companies. Compared to large companies, small and medium capitalization companies are more likely to have (i) more limited product lines or markets and less mature businesses, (ii) fewer capital resources, (iii) more limited management depth and (iv) shorter operating histories. Further, compared to large capitalization companies, the securities of small and medium capitalization companies are more likely to experience sharper swings in market values, be harder to sell at times and at prices that the Adviser believes appropriate.

Market Risk. Overall market risk may affect the value of individual instruments in which the Fund invests. The Fund is subject to the risk that the securities markets will move down, sometimes rapidly and unpredictably, based on overall economic conditions and other factors, which may negatively affect the Fund's performance. Factors such as domestic and foreign (non-U.S.) economic growth and market conditions, real or perceived adverse economic or political conditions, inflation, changes in interest rate levels, lack of liquidity in the markets, volatility in the securities markets, adverse investor sentiment affect the securities markets and political vents affect the securities markets. Securities markets also may experience long periods of decline in value. When the value of the Fund's investments goes down, your investment in the Fund decreases in value and you could lose money.

Local, state, regional, national or global factors or events could have a significant impact on the Fund and its investments and could result in decreases to the Fund's net asset value. Political, geopolitical, economic, social, natural and other factors or events, including war, military conflicts, terrorism, trade disputes, tariff arrangements, sanctions, cybersecurity attacks, government shutdowns, market closures, recessions, natural and environmental disasters, epidemics, pandemics and other public health crises and related events and governments' reactions to such events have led, and in the future may lead, to economic uncertainty, decreased economic activity, increased market volatility and other disruptive effects on U.S. and global economies and markets. The extent and duration of such factors and events and resulting market disruptions cannot be predicted. Such events may have significant adverse direct or indirect effects on the Fund and its investments. For example, a widespread health crisis such as a global pandemic could cause substantial market volatility, exchange trading suspensions and closures, impact the ability to complete redemptions, and affect Fund performance. A health crisis may exacerbate other pre-existing political, social and economic risks. In addition, the increasing interconnectedness of markets around the world may result in many markets being affected by events or conditions in a single country or region or events affecting a single or small number of issuers.

Market Discount from Net Asset Value Risk. Shares of closed-end investment companies frequently trade at a discount from their net asset value ("NAV"). Because the market price of the Shares is determined by factors such as relative supply of and demand for the Shares in the market, general market and economic conditions, and other factors beyond the control of the Fund, the Fund cannot predict whether the Shares will trade at, below or above net asset value.

January 31, 2026
(Unaudited)

Notes to Financial Statements (continued)

Management Risk. The Fund is subject to management risk because it is an actively managed portfolio. The Fund's successful pursuit of its investment objective depends upon the Adviser's ability to find and exploit market inefficiencies with respect to undervalued securities. Such situations occur infrequently and may be difficult to predict, and may not result in a favorable pricing opportunity for the Fund. The Adviser's sector allocation and stock selection decisions might produce losses or cause the Fund to underperform its benchmark or underperform when compared to other funds with similar investment goals. If one or more key individuals leave the employment of the Adviser, the Adviser may not be able to hire qualified replacements, or may require an extended time to do so. This could prevent the Fund from achieving its investment objective.

Real Estate Investment Trust ("REIT") Risk. Investments in REITs will subject the Fund to various risks. The first, real estate industry risk, is the risk that REIT share prices will decline because of adverse developments affecting the real estate industry and real property values. In general, real estate values can be affected by a variety of factors, including supply and demand for properties, the economic health of the country or of different regions, and the strength of specific industries that rent properties. REITs often invest in highly leveraged properties. The second risk is the risk that returns from REITs, which typically are small or medium capitalization stocks, will trail returns from the overall stock market. The third, interest rate risk, is the risk that changes in interest rates may hurt real estate values or make REIT shares less attractive than other income producing investments. REITs are also subject to heavy cash flow dependency, defaults by borrowers and self-liquidation.

Qualification as a REIT under the Code in any particular year is a complex analysis that depends on a number of factors. There can be no assurance that the entities in which the Fund invests with the expectation that they will be taxed as a REIT will qualify as a REIT. An entity that fails to qualify as a REIT would be subject to a corporate level tax, would not be entitled to a deduction for dividends paid to its stockholders and would not pass through to its stockholders the character of income earned by the entity. If the Fund were to invest in an entity that failed to qualify as a REIT, such failure could drastically reduce the Fund's yield on that investment.

REITs can be classified as equity REITs, mortgage REITs and hybrid REITs. Equity REITs invest primarily in real property and earn rental income from leasing those properties. They may also realize gains or losses from the sale of properties. Equity REITs will be affected by conditions in the real estate rental market and by changes in the value of the properties they own. Mortgage REITs invest primarily in mortgages and similar real estate interests and receive interest payments from the owners of the mortgaged properties. They are paid interest by the owners of the financed properties. Mortgage REITs will be affected by changes in creditworthiness of borrowers and changes in interest rates. Hybrid REITs invest both in real property and in mortgages. Equity and mortgage REITs are dependent upon management skills, may not be diversified and are subject to the risks of financing projects.

Dividends paid by REITs will not generally qualify for the reduced U.S. federal income tax rates applicable to qualified dividends under the Code.

January 31, 2026
(Unaudited)

Notes to Financial Statements (continued)

The Fund's investment in REITs may include an additional risk to Stockholders. Some or all of a REIT's annual distributions to its investors may constitute a non-taxable return of capital. Any such return of capital will generally reduce the Fund's basis in the REIT investment, but not below zero. To the extent the distributions from a particular REIT exceed the Fund's basis in such REIT, the Fund will generally recognize gain. In part because REIT distributions often include a nontaxable return of capital, Fund distributions to Stockholders may also include a nontaxable return of capital. Stockholders that receive such a distribution will also reduce their tax basis in their shares of the Fund, but not below zero. To the extent the distribution exceeds a Stockholder's basis in the Fund shares, such Stockholder will generally recognize capital gain.

Exchange Traded Funds Risk. The Fund may invest in exchange-traded funds, which are investment companies that, in some cases, aim to track or replicate a desired index, such as a sector, market or global segment. ETFs are passively or, to a lesser extent, actively managed and their shares are traded on a national exchange. ETFs do not sell individual shares directly to investors and only issue their shares in large blocks known as "creation units." The investor purchasing a creation unit may sell the individual shares on a secondary market. Therefore, the liquidity of ETFs depends on the adequacy of the secondary market. There can be no assurance that an ETF's investment objective will be achieved, as ETFs based on an index may not replicate and maintain exactly the composition and relative weightings of securities in the index. ETFs are subject to the risks of investing in the underlying securities. The Fund, as a holder of the securities of the ETF, will bear its pro rata portion of the ETF's expenses, including advisory fees. These expenses are in addition to the direct expenses of the Fund's own operations.

Shares of Other Investment Companies. The Fund may invest in shares of other investment companies as a means to pursue the Fund's investment objective. As a result of this policy, your cost of investing will generally be higher than the cost of investing directly in the underlying investment company shares. You will indirectly bear fees and expenses charged by the underlying investment companies in addition to the Fund's direct fees and expenses. Furthermore, the use of this strategy could affect the timing, amount and character of distributions to you and therefore may increase the amount of taxes payable by you.

Restricted or Illiquid Securities Risks. The Fund may invest up to 15% of its total assets in illiquid securities. Illiquid securities may offer a higher yield than securities which are more readily marketable, but they may not always be marketable on advantageous terms. The sale of illiquid securities often requires more time and results in higher brokerage charges or dealer discounts than does the sale of securities eligible for trading on national securities exchanges or in the over-the-counter markets. A security traded in the U.S. that is not registered under the Securities Act will not be considered illiquid if Fund management determines that an adequate investment trading market exists for that security. However, there can be no assurance that a liquid market will exist for any security at a particular time. The Fund may invest in securities that are subject to restrictions on resale, such as Rule 144A securities. Rule 144A securities are securities that have been privately placed but are eligible for purchase and sale by certain qualified institutional buyers under Rule 144A under the Securities Act of 1933. Under the supervision of the Board of Directors, the Adviser

January 31, 2026
(Unaudited)

Notes to Financial Statements (continued)

will determine whether securities purchased under Rule 144A are illiquid. If it is determined that qualified institutional buyers are unwilling to purchase these securities, the percent of Fund assets invested in illiquid securities would increase.

Issuer Specific Changes Risk. Changes in the financial condition of an issuer, changes in the specific economic or political conditions that affect a particular type of security or issuer, and changes in general economic or political conditions can affect the credit quality or value of an issuer's securities. Lower-quality debt securities tend to be more sensitive to these changes than higher-quality debt securities.

Non-Principal Risks

In addition to the principal risks set forth above, the following additional risks may apply to an investment in the Fund.

Anti-Takeover Provisions Risk. The Fund's Charter and Bylaws include provisions that could limit the ability of other persons or entities to acquire control of the Fund or to cause it to engage in certain transactions or to modify its structure.

Borrowing Risks. The Fund is not restricted from borrowing money from banks or other financial institutions to purchase securities, commonly referred to as "leveraging." In the event the Fund does engage in such borrowing activities, the Fund's exposure to fluctuations in the prices of these securities is increased in relation to the Fund's capital. Fund borrowing activities will exaggerate any increase or decrease in the Fund's net asset value. In addition, the interest which the Fund must pay on borrowed money, together with any additional fees to maintain a line of credit or any minimum average balances required to be maintained, are additional costs which will reduce or eliminate any net investment profits. Unless profits on assets acquired with borrowed funds exceed the costs of borrowing, the use of borrowing will diminish the Fund's investment performance compared with what it would have been without borrowing. Leverage, including borrowing, may cause the Fund to be more volatile than if it had not been leveraged.

Changes in Policies Risk. The Fund's Directors may change the Fund's investment objective, investment strategies and non-fundamental investment restrictions without stockholder approval, except as otherwise indicated.

Credit Risk. Debt obligations are generally subject to the risk that the issuer may be unable to make principal and interest payments when they are due. There is also the risk that the securities could lose value because of a loss of confidence in the ability of the borrower to pay back debt. Non-investment grade debt — also known as "high-yield bonds" and "junk bonds" — have a higher risk of default and tend to be less liquid than higher-rated securities. These lower rated securities have speculative characteristics and changes in economic conditions or other circumstances are more likely to lead to a weakened capacity of those issuers to make principal or interest payments, as compared to issuers of more highly rated securities.

Notes to Financial Statements (continued)

January 31, 2026
(Unaudited)

Defensive Position Risk. During periods of adverse market or economic conditions, the Fund may temporarily invest all or a substantial portion of its net assets in cash or cash equivalents. The Fund would not be pursuing its investment objective in these circumstances and could miss favorable market developments.

High Portfolio Turnover Rate Risk. The Fund's portfolio management may result in high turnover rates which may increase short-term capital appreciation and increase brokerage commission costs. If the Fund has a higher portfolio turnover rate, then the Fund's performance could be negatively impacted due to the increased expenses incurred as a result of the higher brokerage commissions. Rapid portfolio turnover also exposes stockholders to a higher current realization of capital gains and this could cause stockholders to pay higher taxes. For the Fund's six months ended January 31, 2026, the portfolio turnover rate was 63.03%.

Initial Public Offerings Risks. The Fund may purchase securities of companies in initial public offerings. Special risks associated with these securities may include a limited number of shares available for trading, unseasoned trading, lack of investor knowledge of the company and limited operating history. These factors may contribute to substantial price volatility for the shares of these companies. The limited number of shares available for trading in some initial public offerings may make it more difficult for the Fund to buy or sell significant amounts of shares without unfavorable impact on prevailing market prices. Some companies in initial public offerings are involved in relatively new industries or lines of business, which may not be widely understood by investors. Some of these companies may be undercapitalized or regarded as developmental stage companies without revenues or operating income, or the near-term prospects of achieving them.

Interest Rate Risk. Fixed income securities are subject to the risk that the securities could lose value because of interest rate changes. In general, the price of a debt security can fall when interest rates rise and can rise when interest rates fall. Debt obligations with longer maturities sometimes offer higher yields, but are subject to greater price shifts as a result of interest rate changes than debt obligations with shorter maturities. The longer the maturity of the security, the greater the impact a change in interest rates could have on the security's price. In addition, short-term and long-term interest rates do not necessarily move in the same amount or the same direction. Short-term securities tend to react to changes in short-term interest rates and long-term securities tend to react to changes in long-term interest rates.

Preferred Stock Risk. The Fund may invest in preferred stocks. Preferred stock, like common stock, represents an equity ownership in an issuer. Generally, preferred stock has a priority of claim over common stock in dividend payments and upon liquidation of the issuer. Unlike common stock, preferred stock does not usually have voting rights. Preferred stock in some instances is convertible into common stock. Although they are equity securities, preferred stocks have characteristics of both debt and common stock. Like debt, their promised income is contractually fixed. Like common stock, they do not have rights to precipitate bankruptcy proceedings or collection activities in the event of missed payments. Other equity characteristics

January 31, 2026
(Unaudited)

Notes to Financial Statements (continued)

are their subordinated position in an issuer's capital structure and that their quality and value are heavily dependent on the profitability of the issuer rather than on any legal claims to specific assets or cash flows.

Investment in preferred stocks carries risks, including credit risk, deferral risk, redemption risk, limited voting rights, risk of subordination and lack of liquidity. Fully taxable or hybrid preferred securities typically contain provisions that allow an issuer, at its discretion, to defer distributions for up to 20 consecutive quarters. Distributions on preferred stock must be declared by the board of directors and may be subject to deferral, and thus they may not be automatically payable. Income payments on preferred stocks may be cumulative, causing dividends and distributions to accrue even if not declared by the company's board or otherwise made payable, or they may be non-cumulative, so that skipped dividends and distributions do not continue to accrue. There is no assurance that dividends on preferred stocks in which the Fund invests will be declared or otherwise made payable. The Fund may invest in non-cumulative preferred stock, although the Fund's Adviser would consider, among other factors, their non-cumulative nature in making any decision to purchase or sell such securities.

Shares of preferred stock have a liquidation value that generally equals the original purchase price at the date of issuance. The market values of preferred stock may be affected by favorable and unfavorable changes impacting the issuers' industries or sectors, including companies in the utilities and financial services sectors, which are prominent issuers of preferred stock. They may also be affected by actual and anticipated changes or ambiguities in the tax status of the security and by actual and anticipated changes or ambiguities in tax laws, such as changes in corporate and individual income tax rates, and in the dividends received deduction for corporate taxpayers or the lower rates applicable to certain dividends.

Because the claim on an issuer's earnings represented by preferred stock may become onerous when interest rates fall below the rate payable on the stock or for other reasons, the issuer may redeem preferred stock, generally after an initial period of call protection in which the stock is not redeemable. Thus, in declining interest rate environments in particular, the Fund's holdings of higher dividend paying preferred stocks may be reduced and the Fund may be unable to acquire securities paying comparable rates with the redemption proceeds. In the event of a redemption, the Fund may not be able to reinvest the proceeds at comparable rates of return.

Summary of Fair Value Exposure at January 31, 2026. The Fund follows the FASB ASC Topic 820 hierarchy, under which various inputs are used in determining the value of the Fund's investments.

The basis of the hierarchy is dependent upon various "inputs" used to determine the value of the Fund's investments. These inputs are summarized in the three broad levels listed below:

Level 1 – Unadjusted quoted prices in active markets for identical assets or liabilities that the company has the ability to access.

Notes to Financial Statements (continued)

January 31, 2026
(Unaudited)

Level 2 – Observable inputs other than quoted prices included in Level 1 that are observable for the asset or liability, either directly or indirectly. These inputs may include quoted prices for the identical instrument on an inactive market, prices for similar instruments, interest rates, prepayment speeds, credit risk, yield curves, default rates and similar data.

Level 3 – Unobservable inputs for the asset or liability, to the extent relevant observable inputs are not available, representing the company's own assumptions about the assumptions a market participant would use in valuing the asset or liability, and would be based on the best information available.

The availability of observable inputs can vary from security to security and is affected by a wide variety of factors, including, for example, the type of security, whether the security is new and not yet established in the marketplace, the liquidity of markets, and other characteristics particular to the security. To the extent that valuation is based on models or inputs that are less observable or unobservable in the market, the determination of fair value requires more judgment. Accordingly, the degree of judgment exercised in determining fair value is greatest for instruments categorized in Level 3.

The inputs used to measure fair value may fall into different levels of the fair value hierarchy. In such cases, for disclosure purposes, the level in the fair value hierarchy within which the fair value measurement falls in its entirety, is determined based on the lowest level input that is significant to the fair value measurement in its entirety.

The inputs or methodology used for valuing securities are not necessarily an indication of the risk associated with investing in those securities. The following is a summary of the inputs used to value the Fund's investments carried at fair value as of January 31, 2026:

	<u>Level 1</u>	<u>Level 2</u>	<u>Level 3</u>	<u>Total</u>
Investments:				
Common Stocks	\$68,212,100	\$ —	\$ 272,270	\$68,484,870
Capital Development Certificates	—	—	982,510	982,510
Mutual Funds	579,428	—	—	579,428
Real Estate Investment Trusts	2	—	—	2
Money Market Funds	163,498	—	—	163,498
Total Investments	<u>\$68,955,028</u>	<u>\$ —</u>	<u>\$1,255,280</u>	<u>\$70,210,308</u>

Notes to Financial Statements (continued)

January 31, 2026
(Unaudited)

Level 3 Reconciliation Disclosure

The following is a reconciliation of Level 3 assets for which significant unobservable inputs were used to determine fair value:

<u>Description</u>	<u>Common Stock</u>	<u>Capital Development Certificates</u>
Balance as of July 31, 2025	\$ 308,356	\$ 897,015
Acquisitions	—	—
Dispositions	(464)	—
Realized gain	27	—
Corporate Action	—	—
Change in unrealized appreciation/(depreciation)	(35,149)	85,495
Balance as of January 31, 2026	<u>\$ 272,770</u>	<u>\$ 982,510</u>
Change in unrealized appreciation/(depreciation) during the period for Level 3 investments held at January 31, 2026	\$ (64,165)	\$ 187,978

The following table presents additional information about valuation methodologies and inputs used for investments that are measured at fair value and categorized within Level 3 as of January 31, 2026:

	<u>Fair Value January 31, 2026</u>	<u>Valuation Methodologies</u>	<u>Unobservable Input⁽¹⁾</u>	<u>Impact to valuation from an increase to input</u>	<u>Range</u>
Common Stock	\$272,770	Lower of Market Comparables or bid/ask	Liquidity Discount	Significant changes in the liquidity discount would have resulted in direct and proportional changes in the fair value of the security.	15%
Capital Development Certificates	\$982,510	Market Comparables/ Sum of the Parts Valuation ⁽²⁾	Liquidity Discount	Significant changes in the liquidity discount would have resulted in direct and proportional changes in the fair value of the security.	15%

⁽¹⁾ In determining certain of these inputs, management evaluates a variety of factors including economic conditions, foreign exchange rates, industry and market developments, market valuations of comparable companies and company specific developments.

⁽²⁾ For the Sum of the Parts valuation, the valuation provides a range of values for a company's equity by aggregating each of its business units (private and public) and arriving at a single total enterprise value.

January 31, 2026
(Unaudited)

Notes to Financial Statements (continued)

Disclosures about Derivative Instruments and Hedging Activities

The Fund did not invest in derivative securities or engage in hedging activities during the six-month period ended January 31, 2026.

Federal Income Taxes. The Fund intends to comply with the requirements of the Internal Revenue Code necessary to qualify as a regulated investment company and to make the requisite distributions of income and capital gains to its shareholders sufficient to relieve it from all or substantially all federal income taxes. Therefore, no federal income tax provision is required. Accounting principles generally accepted in the United States of America require that permanent differences between financial reporting and tax reporting be reclassified between various components of net assets.

The Fund recognizes the tax benefits of uncertain tax positions only where the position is “more-likely-than-not” to be sustained assuming examination by tax authorities. The Adviser has analyzed the Fund’s tax positions, and has concluded that no liability for unrecognized tax benefits should be recorded related to uncertain tax positions taken on returns filed for open tax years (2022-2024), or expected to be taken in the Fund’s 2025 tax returns. The Fund identifies its major tax jurisdictions as U.S. Federal, New York State and foreign jurisdictions where the Fund makes significant investments; however, the Fund is not aware of any tax positions for which it is reasonably possible that the total amounts of unrecognized tax benefits will change materially in the next twelve months.

Reclassification of Capital Accounts. Accounting Principles generally accepted in the United States of America require certain components of net assets relating to permanent differences be reclassified between financial and tax reporting. These reclassifications have no effect on net assets or net asset value per share. The permanent differences are primarily attributed to foreign currency loss reclassifications and gains and losses from passive foreign investment companies (PFICs). For the six-month period ended January 31, 2026, there were no reclassifications made for permanent tax differences on the Statement of Assets and Liabilities.

Foreign Currency Translation. The books and records of the Fund are maintained in U.S. dollars. Foreign currency amounts are translated into U.S. dollars on the following basis:

- (i) market value of investment securities, assets and liabilities at the current Mexican peso exchange rate on the valuation date, and
- (ii) purchases and sales of investment securities, income and expenses at the Mexican peso exchange rate prevailing on the respective dates of such transactions. Fluctuations in foreign currency rates, however, when determining the gain or loss upon the sale of foreign currency denominated debt obligations pursuant to U.S. Federal income tax regulations; such amounts are categorized as foreign exchange gain or loss for income tax reporting purposes.

The Fund reports realized foreign exchange gains and losses on all other foreign currency related transactions as components of realized gains and losses for financial reporting purposes, whereas such gains and losses are treated as ordinary income or loss for Federal income tax purposes.

January 31, 2026
(Unaudited)

Notes to Financial Statements (continued)

Securities denominated in currencies other than U.S. dollars are subject to changes in value due to fluctuations in the foreign exchange rate. Foreign security and currency transactions may involve certain considerations and risks not typically associated with those of domestic origin as a result of, among other factors, the level of governmental supervision and regulation of foreign securities markets and the possibilities of political or economic instability.

Distribution of Income and Gains. The Fund intends to distribute to shareholders, at least annually, substantially all of its net investment income, including foreign currency gains. The Fund also intends to distribute annually any net realized capital gains in excess of net realized capital losses (including any capital loss carryovers), except in circumstances where the Directors of the Fund determine that the decrease in the size of the Fund's assets resulting from the distribution of the gains would generally not be in the interest of the Fund's shareholders. An additional distribution may be made to the extent necessary to avoid payment of a 4% U.S. Federal excise tax.

Distributions to shareholders are recorded on the ex-dividend date. The amount of dividends and distributions from net investment income and net realized gains are determined in accordance with U.S. Federal income tax regulations, which may differ from accounting principles generally accepted in the United States of America. These "book/tax" differences are either considered temporary or permanent in nature. To the extent these differences are permanent in nature, such amounts are reclassified within the capital accounts based on their Federal tax-basis treatment; temporary differences do not require reclassification. To the extent they exceed net investment income and net realized gains for tax purposes, they are reported as distributions from additional paid-in capital.

Distributions to Shareholders. The tax character of distributions paid to shareholders during the periods ended July 31, 2025 and July 31, 2024 were as follows:

<u>Distributions paid from:</u>	<u>7/31/25</u>	<u>7/31/24</u>
Ordinary Income	\$1,311,836	\$1,325,465
Long-Term Capital Gain	—	—
Total	<u>\$1,311,836</u>	<u>\$1,325,465</u>

Notes to Financial Statements (continued)

January 31, 2026
(Unaudited)

As of July 31, 2025, the components of distributable earnings on a tax basis were as follows:

Cost of Investments for tax purposes(a)	\$ 50,312,516
Gross tax unrealized appreciation on investments	11,767,459
Gross tax unrealized depreciation on investments	<u>(3,706,115)</u>
Net tax unrealized appreciation (depreciation) on investments	8,061,344
Unrealized appreciation/depreciation on foreign currency	(3)
Undistributed ordinary income	932,047
Undistributed long-term capital gains	<u>—</u>
Total distributable earnings	932,047
Other accumulated losses	<u>\$ (4,616,663)</u>
Total accumulated earnings	<u>\$ 4,376,725</u>

(a) Represents cost for federal income tax purposes. Difference between the Fund’s cost basis of investments at July 31, 2025 for book and tax purposes, relates to the deferral of losses related to wash sales and return of capital from Capital Development Certificates.

At July 31, 2025, the Fund had tax basis capital losses which may be carried forward to offset future short term and long term capital gains indefinitely in the amount of \$1,974,564 and \$2,642,099, respectively. To the extent that the Fund may realize future net capital gains, those gains will be offset by any of the unused capital loss carryforward. During the year ended July 31, 2025, the Fund did not utilize capital loss carryforwards.

Under current tax law, capital losses and late-year ordinary losses realized after October 31 and December 31 respectively, may be deferred and treated as occurring on the first business day of the following fiscal year. The Fund did not defer any post-October capital losses. At July 31, 2025, the Fund did not defer any late-year ordinary losses.

NOTE B: MANAGEMENT, INVESTMENT ADVISORY AND ADMINISTRATIVE SERVICES

Pichardo Asset Management, S.A. de C.V. serves as the Fund’s investment adviser (the “Adviser”) under the terms of the Investment Advisory Agreement (the “Advisory Agreement”) effective July 1, 2003. Pursuant to the Advisory Agreement, the Adviser makes investment decisions for the Fund and supervises the acquisition and disposition of securities by the Fund. For its services, the Adviser is paid a base fee, accrued daily at the annual rate of 1.00%, subject to a performance fee adjustment which increases or decreases the fee depending upon how well the Fund has performed relative to the MSCI Mexico Index (the “Index”) 12 month rolling average. The fee adjustment will be calculated using a monthly adjustment rate that is based upon the Fund’s relative performance to the Index. The base fee and performance fee adjustment are calculated on net assets and are calculated and paid monthly. The performance adjustment rate will be

January 31, 2026
(Unaudited)

Notes to Financial Statements (continued)

positive (resulting in an upward fee adjustment) for each percentage point, or portion thereof, that the investment performance of the Fund exceeds the investment performance of the Index for the performance period multiplied by three (3) and will be negative (resulting in a downward fee adjustment) for each percentage point, or portion thereof, that the investment performance of the Index exceeds the investment performance of the Fund for the performance period multiplied by three (3). Determinations of the performance adjustment rate (positive or negative) will be made in increments of 0.01% of differential performance. As an example, if the Fund's performance for the preceding 12 months exceeds the performance of the Index by 1.00%, the performance adjustment rate would be 3 x 0.01, which would result in a monthly fee equal to an annual rate of 1.03%. The performance adjustment rate will be limited to a 0.15% fee adjustment, positive or negative.

For the six months ended January 31, 2026, the Fund's investment performance ranged from (8.9)% to (21.8)% above (below) the investment performance of the Index. Accordingly, for the six months ended January 31, 2026 the net investment advisory fee consisted of the base fee of \$320,483 and a net downward performance fee adjustment of \$(49,272).

Effective December 9, 2021, the Fund pays each of its directors who is not a director, officer or employee of the Adviser, the Administrator or any affiliate thereof an annual fee of \$30,000, paid pro rata, quarterly plus a fee of \$500 for each meeting held telephonically. As additional annual compensation, the Chairman of the Fund will receive \$3,750, the Audit Committee Chairman and Valuation Committee Chairman will receive \$2,250, and the Nomination Committee Chairman will receive \$1,500. Effective April 1, 2020, the Board approved the CCO's annual compensation in the range of \$45,000 to \$72,000. Ms. Stephanie Darling receives annual compensation in the amount of \$60,000 for serving the Fund as Chief Compliance Officer ("CCO"). In addition, the Fund reimburses the directors and CCO for travel and out-of-pocket expenses incurred in connection with Board of Directors' meetings and CCO due diligence requirements.

Until January 31, 2026, U.S. Bancorp Fund Services, LLC doing business as U.S. Bank Global Fund Services ("Fund Services" or the "Administrator"), served as the Fund's Administrator and, in that capacity, performed various administrative services for the Fund. Fund Services also served as the Fund's Accountant (the "Fund Accountant"). Equiniti Trust Company LLC serves as the Fund's Transfer Agent. U.S. Bank, N.A. serves as the Fund's custodian (the "Custodian"). The Custodian is an affiliate of Fund Services. The Administrator prepares various federal and state regulatory filings, reports and returns for the Fund; prepares reports and materials to be supplied to the directors; monitors the activities of the Fund's Custodian and Fund Accountant; coordinates the preparation and payment of the Fund's expenses and reviews the Fund's expense accruals.

NOTE C: PORTFOLIO ACTIVITY

Purchases and sales of securities other than short-term obligations, aggregated \$46,307,447 and \$46,990,720 respectively, for the six months ended January 31, 2026.

Notes to Financial Statements (concluded)

January 31, 2026
(Unaudited)

At January 31, 2026 approximately 93.2% of the Fund's net assets were invested in Mexican securities. The Mexican securities markets are substantially smaller, less liquid, and more volatile than the major securities markets in the United States. Consequently, acquisitions and dispositions of securities by the Fund may be limited.

NOTE D: CAPITAL STOCK

During the six months ended January 31, 2026, there were no shares of common stock repurchased under the guidelines set forth in the Fund's stock repurchase program.

The Fund completed an offering to issue up to 100% of the Fund's shares outstanding at 92.5% of the volume weighted average market price per share for the three consecutive trading days ending on the trading day after the Expiration Date on October 8, 2021. At the expiration of the offer on October 8, 2021, a total of 2,613,746 rights were validly exercised.

Share Repurchase

Notice is hereby given in accordance with Section 23(c) of the Investment Company Act of 1940 that the Fund may purchase, from time to time, shares of its common stock in the open market.

NOTE E: RECENT MARKET EVENTS

Global financial markets have experienced periods of volatility, largely due to uncertainty regarding the trajectory of U.S. interest rates, inconsistent inflation trends, and fragile global growth. Geopolitical risks, such as conflicts in Eastern Europe and the Middle East, supply chain disruptions, and fluctuations in energy and commodity markets, have further influenced investor sentiment. Equity markets have been particularly affected by a concentrated rally in technology and artificial intelligence-related companies. Additionally, the U.S. presidential election cycle has introduced further policy and regulatory uncertainty. As global economies remain highly interconnected, these factors underscore the potential for regional disruptions or unforeseen events to negatively impact financial markets and investment values.

NOTE F: RECENT ACCOUNTING PRONOUNCEMENTS

The Fund adopted the FASB Accounting Standards Update 2023-09, "Income Taxes (Topic 740) Improvements to Income Tax Disclosures" ("ASU 2023-09"). Adoption of the new standard by the Fund impacted financial statement disclosures only and did not affect the Fund's financial position or results of operations. A disaggregation of income taxes paid by jurisdiction is presented when significant income taxes are paid. Income taxes paid by the Fund for the year was determined to not be significant.

NOTE G: SUBSEQUENT EVENTS

Effective February 2, 2026, Ultimus Fund Solutions replaced U.S. Bancorp Fund Services as the Fund's Administrator and Fund Accountant.

Additional Information

January 31, 2026
(Unaudited)

NOTE 1: INFORMATION ABOUT PROXY VOTING

Information regarding how the Fund votes proxies relating to portfolio securities during the most recent 12-month period ended June 30 is available (1) without charge upon request by calling toll-free at 1-800-937-5449 and (2) on the SEC's website at www.sec.gov. A description of the policies and procedures that the Fund uses to determine how to vote proxies relating to portfolio securities is available (1) without charge, upon request, by calling 1-800-937-5449; and (2) on the SEC's website at www.sec.gov.

NOTE 2: AVAILABILITY OF QUARTERLY PORTFOLIO SCHEDULE

The Fund files its complete schedule of portfolio holdings with the SEC for the first and third quarters of each fiscal year as an exhibit to its report on Form N-PORT. The filing will be available, upon request, by calling 1-800-937-5449. Furthermore, you will be able to obtain a copy of the filing on the SEC's website at <http://www.sec.gov>.

NOTE 3: INFORMATION ABOUT CERTIFICATIONS

In December 2025, the Fund submitted a CEO annual certification to the NYSE in which the Fund's principal executive officer certified that she was not aware, as of the date of the certification, of any violation by the Fund of the NYSE's Corporate Governance listing standards. In addition, as required by Section 302 of the Sarbanes-Oxley Act of 2002 and related SEC rules, the Fund's principal executive and principal financial officers have made certifications included in filings with the SEC on Forms N-CSR and N-CSRS, relating to, among other things, the Fund's disclosure controls and procedures and internal control over financial reporting.

NOTE 4: INFORMATION ON FORWARD LOOKING STATEMENTS

Except for historical information contained in this report for the Fund, the matters discussed in this report may constitute forward-looking statements made pursuant to the safe-harbor provisions of the Private Securities Litigation Reform Act of 1995. These include any adviser or portfolio manager predictions, assessments, analyses or outlooks for individual securities, industries, market sectors and/or markets. These statements involve risks and uncertainties. In addition to the general risks described for the Fund in the most recent Prospectus, other factors bearing on this report include the accuracy of the adviser's or portfolio manager's data, forecasts and predictions, and the appropriateness of the investment programs designed by the adviser or portfolio manager to implement their strategies efficiently and effectively. Any one or more of these factors, as well as other risks affecting the securities markets and investment instruments generally, could cause the actual results of the Fund to differ materially as compared to benchmarks associated with the Fund.

Additional Information (concluded)

January 31, 2026
(Unaudited)

ADDITIONAL INFORMATION APPLICABLE TO FOREIGN SHAREHOLDERS ONLY

The percent of ordinary income distributions designated as interest related dividends for the six months ended January 31, 2026 was 0.00%. (unaudited)

The percentage of taxable ordinary income distributions that are designated as short-term capital gain distributions under Internal Revenue Section 871(k)(2)(C) was 0.00%. (unaudited)

The Fund designates 100.00% of dividends declared for the six months ended January 31, 2026 from net investment income as qualified dividend income under the Jobs and Growth Tax Relief Reconciliation Act of 2003. (unaudited)

Dividends and Distributions

January 31, 2026
(Unaudited)

DIVIDEND REINVESTMENT PLAN

The Fund intends to distribute to shareholders substantially all of its net investment company taxable income at least annually. Investment company taxable income, as defined in section 852 of the Internal Revenue Service Code of 1986, includes all of the Fund's taxable income minus the excess, if any, of its net realized long-term capital gains over its net realized short-term capital losses (including any capital loss carryovers), plus or minus certain other required adjustments. The Fund also expects to distribute annually substantially all of its net realized long-term capital gains in excess of net realized short-term capital losses (including any capital loss carryovers), except in circumstances where the Fund realizes very large capital gains and where the Directors of the Fund determine that the decrease in the size of the Fund's assets resulting from the distribution of the gains would not be in the interest of the Fund's shareholders generally.

Pursuant to the Fund's Dividend Reinvestment Plan (the "Plan"), each shareholder will be deemed to have elected, unless the Plan Agent (as defined below) is otherwise instructed by the shareholder in writing, to have all distributions, net of any applicable U.S. withholding tax, automatically reinvested in additional shares of the Fund by Equiniti Trust Company, the Fund's transfer agent, as the Plan Agent (the "Plan Agent"). Shareholders who do not participate in the Plan will receive all dividends and distributions in cash, net of any applicable U.S. withholding tax, paid in U.S. dollars by check mailed directly to the shareholder by the Plan Agent, as dividend-paying agent. Shareholders who do not wish to have dividends and distributions automatically reinvested should notify the Plan Agent for The Mexico Equity and Income Fund, Inc., c/o Ms. Marianela Patterson, 6201 15th Ave, Brooklyn, NY 11219. Dividends and distributions with respect to shares of the Fund's Common Stock registered in the name of a broker-dealer or other nominee (i.e., in "street name") will be reinvested under the Plan unless the service is not provided by the broker or nominee or the shareholder elects to receive dividends and distributions in cash. A shareholder whose shares are held by a broker or nominee that does not provide a dividend reinvestment program may be required to have his shares registered in his own name to participate in the Plan. Investors who own shares of the Fund's Common Stock registered in street name should contact the broker or nominee for details.

The Plan Agent serves as agent for the shareholders in administering the Plan. If the Directors of the Fund declare an income dividend or a capital gains distribution payable in the Fund's Common Stock, or in cash, as shareholders may have elected, nonparticipants in the Plan will receive cash and participants in the Plan will receive Common Stock to be issued by the Fund. If the market price per share on the valuation date equals or exceeds net asset value per share on that date, the Fund will issue new shares to participants at net asset value; or, if the net asset value is less than 95% of the market price on the valuation date, then such shares will be issued at 95% of the market price.

If net asset value per share on the valuation date exceeds the market price per share on that date, participants in the Plan will receive shares of Common Stock from the Fund valued at market price. The valuation date is the dividend or distribution payment date or, if that date is not a New York Stock Exchange trading day, the

January 31, 2026
(Unaudited)

Dividends and Distributions (concluded)

next preceding trading day. If the Fund should declare an income dividend or capital gains distribution payable only in cash, the Plan Agent will, as agent for the participants, buy Fund shares in the open market on the New York Stock Exchange or elsewhere, for the participants' accounts on, or shortly after, the payment date.

The Plan Agent maintains all shareholder accounts in the Plan and furnishes written confirmations of all transactions in an account, including information needed by shareholders for personal and tax records. Shares in the account of each Plan participant will be held by the Plan Agent in noncertified form in the name of the participant, and each shareholder's proxy will include those shares purchased pursuant to the Plan.

In the case of shareholders such as banks, brokers or nominees that hold shares for others who are beneficial owners, the Plan Agent will administer the Plan on the basis of the number of shares certified from time to time by the shareholders as representing the total amount registered in the shareholder's name and held for the account of beneficial owners who participate in the Plan.

There is no charge to participants for reinvesting dividends or capital gains distributions payable in either Common Stock or cash. The Plan Agent's fees for the handling or reinvestment of such dividends and capital gains distributions will be paid by the Fund. There will be no brokerage charges with respect to shares issued directly by the Fund as a result of dividends or capital gains distributions payable either in stock or in cash. However, each participant will pay a pro rata share of brokerage commissions incurred with respect to the Plan Agent's open market purchases in connection with the reinvestment of dividends or capital gains distributions payable in cash.

Brokerage charges for purchasing small amounts of Common Stock for individual accounts through the Plan are expected to be less than usual brokerage charges for such transactions because the Plan Agent will be purchasing stock for all participants in blocks and prorating the lower commissions thus attainable. Brokerage commissions will vary based on, among other things, the broker selected to effect a particular purchase and the number of participants on whose behalf such purchase is being made.

The receipt of dividends and distributions in Common Stock under the Plan will not relieve participants of any income tax (including withholding tax) that may be payable on such dividends or distributions.

Experience under the Plan may indicate that changes in the Plan are desirable. Accordingly, the Fund and the Plan Agent reserve the right to terminate the Plan as applied to any dividend or distribution paid subsequent to notice of the termination sent to participants at least 30 days before the record date for such dividend or distribution. The Plan also may be amended by the Fund or the Plan Agent, but (except when necessary or appropriate to comply with applicable law, or rules or policies of a regulatory authority) only upon at least 30 days' written notice to participants. All correspondence concerning the Plan should be directed to the Plan Agent at the address above.

Results of Annual Stockholders Meeting

January 31, 2026
(Unaudited)

The Fund's Annual Stockholders meeting was held on December 15, 2025, at the offices of U.S. Bancorp Fund Services, LLC (d/b/a U.S. Bank Global Fund Services), 777 E. Wisconsin Ave, Floor 6, Milwaukee, WI 53202. As of October 20, 2025, the record date, there were 4,400,209 shares of common stock outstanding. Holders of 3,209,366 common shares of the Fund were present at the meeting either in person or by proxy. These holders, as being holders of a majority of the outstanding shares of the Fund, constituted a quorum. The stockholders voted on a proposal to elect two Class III Directors and one Class II Director to the Fund's Board of Directors. The following table provides information concerning the matters voted on at the meeting:

1. Election of Directors

	<u>Shares Voted</u>
Glenn Goodstein	
For	1,349,181
Against	1,836,876
Withheld	23,307
Gerald Hellerman	
For	1,340,640
Against	1,845,417
Withheld	23,307
Maria Eugenia Pichardo	
For	1,466,288
Against	1,729,954
Withheld	13,122

Required Vote for Adoption of Proposals

The proposal to elect two Class III Directors and one Class II Director to the Fund's Board of Directors required the affirmative vote of a majority of votes cast at the Meeting by the holders of the Fund's common stock voting in person or by proxy on such Proposal, provided a quorum is present.

Privacy Policy

January 31, 2026
(Unaudited)

FACTS	WHAT DOES THE MEXICO EQUITY AND INCOME FUND, INC. (THE “FUND”), AND SERVICE PROVIDERS TO THE FUND, ON THE FUND’S BEHALF, DO WITH YOUR PERSONAL INFORMATION?
Why?	Financial companies choose how they share your personal information. Federal law gives consumers the right to limit some but not all sharing. Federal law also requires us to tell you how we collect, share, and protect your personal information. Please read this notice carefully to understand what we do.
What?	The types of personal information we, and our service providers, on our behalf, collect and share depends on the product or service you have with us. This information can include: <ul style="list-style-type: none"> • Social Security number • account balances • account transactions • transaction history • wire transfer instructions • checking account information When you are <i>no longer</i> our customer, we continue to share your information as described in this notice.
How?	All financial companies need to share customers' personal information to run their everyday business. In the section below, we list the reasons financial companies can share their customers' personal information; the reasons the Fund, and our service providers, on our behalf, choose to share; and whether you can limit this sharing.

Reasons we can share your personal information	Does the Fund share?	Can you limit this sharing?
For our everyday business purposes – such as to process your transactions, maintain your account(s), respond to court orders and legal investigations, or report to credit bureaus	Yes	No
For our marketing purposes – to offer our products and services to you	No	We don't share
For joint marketing with other financial companies	No	We don't share
For our affiliates' everyday business purposes – information about your transactions and experiences	Yes	No
For our affiliates' everyday business purposes – information about your creditworthiness	No	We don't share
For our affiliates to market to you	No	We don't share
For nonaffiliates to market to you	No	We don't share

Questions?	Visit www.mxefund.com/contact-us/
-------------------	--

Privacy Policy (concluded)

What we do	
Who is providing this notice?	The Mexico Equity and Income Fund, Inc. (the “Fund”)
How does the Fund, and the Fund’s service providers, on the Fund’s behalf, protect my personal information?	To protect your personal information from unauthorized access and use, we and our service providers use security measures that comply with federal law. These measures include computer safeguards and secured files and buildings.
How does the Fund, and the Fund’s service providers, on the Fund’s behalf, collect my personal information?	<p>We collect your personal information, for example, when you:</p> <ul style="list-style-type: none"> • open an account • provide account information • give us your contact information • make a wire transfer <p>We also collect your information from others, such as credit bureaus, affiliates, or other companies.</p>
Why can’t I limit all sharing?	<p>Federal law gives you the right to limit only</p> <ul style="list-style-type: none"> • sharing for affiliates’ everyday business purposes – information about your creditworthiness • affiliates from using your information to market to you • sharing for nonaffiliates to market to you <p>State laws and individual companies may give you additional rights to limit sharing.</p>
Definitions	
Affiliates	<p>Companies related by common ownership or control. They can be financial and nonfinancial companies.</p> <ul style="list-style-type: none"> • <i>None</i>
Nonaffiliates	<p>Companies not related by common ownership or control. They can be financial and nonfinancial companies.</p> <ul style="list-style-type: none"> • <i>The Fund does not share with nonaffiliates so they can market to you.</i>
Joint marketing	<p>A formal agreement between nonaffiliated financial companies that together market financial products or services to you.</p> <ul style="list-style-type: none"> • <i>The Fund does not jointly market.</i>

Management of the Fund

January 31, 2026
(Unaudited)

Board of Directors. The management and affairs of the Fund are supervised by the Board of Directors. The Board consists of five individuals, four of whom are not “interested persons” of the Fund as the term is defined in the Investment Company Act of 1940, as amended (the “1940 Act”). Ms. Pichardo is an “interested person” of the Fund by virtue of her current position with the Adviser of the Fund. The Directors are fiduciaries for the Fund’s shareholders and are governed by the laws of the State of Maryland in this regard. The Board establishes policies for the operation of the Fund and appoints the officers who conduct the daily business of the Fund. The Directors and Interested Officers of the Fund are listed below with their addresses, present position(s) with the Fund, length of time served, principal occupations over at least the last five years, and any other Directorships held. Please note that the Fund is not part of a fund complex.

Additional information about the Directors and Officers of the Fund is included in the Fund’s most recent Proxy Statement.

INTERESTED DIRECTOR

<u>Name and Address</u>	<u>Year Born</u>	<u>Position(s) with the Fund</u>	<u>Term of Office/Length of Time Served</u>	<u>Principal Occupation During the Past Five Years</u>	<u>Other Directorships Held by Director</u>
Maria Eugenia Pichardo . . . Andres Bello No. 45 – 22 Floor Col. Chapultepec Polanco Del. Miguel Hidalgo Mexico, CDMX (D.F.), C.P. 11560	1950	Director and President	2027* / Since 2024	Portfolio Manager of the Fund since the Fund’s Inception; President and General Partner, Pichardo Asset Management, S.A. de C.P. 11560 C.V. since 2003; Managing Director, Acciones y Valores de Mexico, S.A. de C.V. from 1979-2002.	None

INDEPENDENT DIRECTORS

Gerald Hellerman 615 E. Michigan Street Milwaukee, WI 53202	1937	Director	2028* / Since 2001	Managing Director of Hellerman Associates (a financial and corporate consulting firm) since 1993 (which terminated activities as of December 31, 2013).	Trustee, High Income Securities Fund; Director, Total Return Securities Fund; Director, Special Opportunities Fund, Inc.; Trustee, Fiera Capital Series Trust (until 2023); Trustee, Crossroads Liquidating Trust (until 2020); Director, MVC Capital (until 2020).
---	------	----------	-----------------------	--	--

Management of the Fund (continued)

January 31, 2026
(Unaudited)

<u>Name and Address</u>	<u>Year Born</u>	<u>Position(s) with the Fund</u>	<u>Term of Office/Length of Time Served</u>	<u>Principal Occupation During the Past Five Years</u>	<u>Other Directorships Held by Director</u>
Phillip Goldstein 615 E. Michigan Street Milwaukee, WI 53202	1945	Chairman	2026* / Since 2000	Since its inception in 2009, Mr. Goldstein has been a Partner in Bulldog Investors, LLP, the investment advisor of Special Opportunities Fund, Inc., High Income Securities Fund, Total Return Securities Fund, and separately managed accounts. He is also a Partner in Ryan Heritage, LLP; and a Principal of the managing general partner of Bulldog Investors General Partnership.	Chairman, High Income Securities Fund; Director, Total Return Securities Fund; Director, Brookfield DTLA Fund Office Trust Investor and BNY Mellon Municipal Income, Inc. (until 2025); Chairman, Special Opportunities Fund, Inc.
Glenn Goodstein 615 E. Michigan Street Milwaukee, WI 53202	1963	Director	2028* / Since 2001	Investment Advisor Representative, The Investment House, LLC; held numerous executive positions with Automatic Data Processing until 1996.	None
Rajeev Das 615 E. Michigan Street Milwaukee, WI 53202	1968	Director	2027* / Since 2001	Since 2004, Mr. Das has been a Principal and the Head Trader of Bulldog Investors, LLP, the investment adviser to the Special Opportunities Fund, Inc., High Income Securities Fund, Total Return Securities Fund, and separately managed accounts. Principal of Ryan Heritage, LLP. Secretary of Total Return Securities Fund. Vice President of Special Opportunities Fund, Inc.	Trustee, High Income Securities Fund (until December 2025).

Management of the Fund (concluded)

January 31, 2026
(Unaudited)

<u>Name and Address</u>	<u>Year Born</u>	<u>Position(s) with the Fund</u>	<u>Term of Office/Length of Time Served</u>	<u>Principal Occupation During the Past Five Years</u>	<u>Other Directorships Held by Director</u>
OFFICERS					
Stephanie Darling 615 E. Michigan Street Milwaukee, WI 53202	1970	Chief Compliance Officer	Indefinite / Since 2020	General Counsel and Chief Compliance Officer of Bulldog Investors, LLP and Ryan Heritage, LLP; Chief Compliance Officer of Total Return Securities Fund, High Income Securities Fund, and Special Opportunities Fund, Inc.; Principal, the Law Office of Stephanie Darling; Editor-in-Chief, The Investment Lawyer.	N/A
David Estevez Andres Bello No. 45 – 22 Floor Col. Chapultepec Polanco Mexico, CDMX (D.F), C.P. 11560	1989	Secretary	Indefinite / Since 2025	Analyst, Portfolio Manager	N/A
Mauro Castaneda Andres Bello No. 45 – 22 Floor Col. Chapultepec Polanco Mexico, CDMX (D.F), C.P. 11560	1974	Chief Financial Officer	Indefinite / Since 2025	Analyst, Trading and Operations	N/A

* In accordance with the Fund’s Articles of Incorporation, the terms of the Fund’s Board of Directors are staggered. The Board of Director’s are divided into three classes: Class I, Class II and Class III, each having a term of three years. Each year the term of office of one Class expires. The effect of these staggered terms is to limit the ability of other entities or persons to acquire control of the Fund by delaying the replacement of a majority of the Board of Directors.

(This Page Intentionally Left Blank.)

**THE MEXICO EQUITY
AND INCOME FUND, INC.**

Investment Adviser:

Pichardo Asset Management, S.A. de C.V.
Andres Bello No. 45 – 22 Floor
Col. Chapultepec Polanco
Del. Miguel Hidalgo
Mexico, CDMX (D.F.), C.P. 11560

**Independent Registered Public
Accounting Firm:**

Tait, Weller & Baker LLP
Two Liberty Place
50 South 16th Street, Suite 2900
Philadelphia, PA 19102

Transfer Agent:

Equiniti Trust Company LLC
6201 15th Avenue
Brooklyn, NY 11219

**Fund Administrator
and Fund Accountant:**

Ultimus Fund Solutions, LLC
225 Pictoria Drive, Suite 450
Cincinnati, OH 45246

Custodian:

U.S. Bank, N.A.
Custody Operations
1555 Rivercenter Drive, Suite 302
Milwaukee, WI 53212

Board of Directors:

Rajeev Das
Phillip Goldstein
Glenn Goodstein
Gerald Hellerman
Maria Eugenia Pichardo

THE MEXICO EQUITY AND INCOME FUND, INC.



Monumento a La Independencia Mexico City, Mexico. CANVA, 2021

<http://www.mxefund.com>

